Esteemed Customer,

We Onka Electrical Materials Industry & Trade Ltd. Co. deem quality in manufacturing, economy and service as our essential principles on the base of our experience and knowledge we gained since 1986; and we have reached our current product range by non-stop new product additions into our portfolio. We deem it as our goal to diversify our product range in accordance with your wishes and demands.

We Elektrokar Electrical Materials Marketing Industry & Trade Ltd. Co. share with you our experience and knowledge on marketing and supply. Considering your high interest and demand for our catalogues and price list, we continue such activities by ever-developing it.

We would like to thank to our solution partners and firms, to which we are an agency, for their assistance.

We continue our mission to supply you with electrical components both in domestic and foreign markets. Our studies on this matter continue.

We would like to thank you for choosing us as your supplier, and we wish all the best for you.

Yours Sincerely,
General Manager
Mechanical Engineer
Kamil KARACA

ONKA
ONKA

ENGEL
ENGEL
ENGEL

ONKA GROUP COMPANIES

Onka® ELEKTROKAR®
ELEKTRİK MALZ. SAN. VE TİC. LTD. ŞTİ.

Onka® ENERJİ ENERGY

Export more than 70 Countries

Onka®

INDEX

MRK Series Screw Connection Rail Terminal Blocks 8



OPK Series Push in Connection Rail Terminal Blocks 31



MPK Series Push-In Connection Mini Terminal Blocks 47



Electronic Terminal Blocks Relay Modules 51



Terminal Strips Socket - Connectors Steatite Connectors - Other Terminals 55

Rail Mounting Sockets 66

Polyamide Cable Gland 68

Cable Trunking 76



Distribution Units 78

W Automat Busbars 93



Mounting Din Rails 97

Cable Lugs - Butt Connectors 102

Current Transformens 111

Insulators 115

Cord end Terminals 122

Cable Ties - Heat Shrinks 131

Panel Accessories 135

Markers and Printers 139





MRK SERIES SCREW CONNECTION RAIL TERMINAL BLOCKS

Technical Features ;

- *Does not require final plate (Both sides are closed), provides cost saving and better isolation.*
- *Symmetrical (Mountable to rail at both directions)*
- *Provides opportunity to assemble cable section from 0,06 mm² to 120 mm²*
- *Labelling system appropriate for trap marking.*
- *Double sided bridging opportunity.*
- *Isolated comb bridge can be used from 1,5 mm² to 10 mm².*
- *Screw system is flat headed for sections 35 mm² to 10 mm².*
- *In 50 mm² and following sections, the screw system is allen headed.*
- *MRK Series stopper can be used both as group label or end label.*

Range of Products;

- *MRK Series standard rail terminal blocks*
- *MRK Series double rail terminal blocks*
- *MRK Series fused rail terminal blocks*
- *MRK Series knife rail terminal blocks*
- *MRK Series test disconnect terminal blocks*
- *MRK Series type earth rail terminal blocks*
- *MRK and OPK Series stoppers*
- *MRK Series separation plate*
- *MRK Series Cross Connections*
- *MRK Series stud terminal blocks for cable lugs*

MRK SERIES

• The roll labelling marking system can be used from 1.5 mm² to 35 mm² in the new MRK series.



• Main body is monolithic and the end plate is produced as embedded.

• The new fixed bridge system is used in the new MRK series from 1.5 mm² to 10 mm².





• The dimensions of MRK series for 16 mm² and 35 mm² are more smaller than the old series. MRK 16 is (51 x 54 x 12) mm, MRK 35 is (51 x 54 x 15) mm.

• Terminal block's body and end plate are connected within 4 steel screw.



• In the case of the U type structured the sleeves can be touched from different points to the cable in the new MRK 6-10-16 and 35 mm²

• The foot parts of terminals 16 and 35 mm² can be locked more better because of the same width as the terminal.

It is recommended to use non-insulated terminals when using Multi-Wire Cables in MRK 2,5 - MRK 4 Slim series.

MOUNTABLE RAIL TYPES

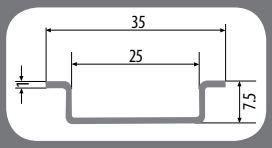

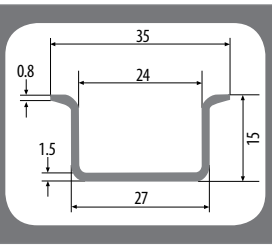

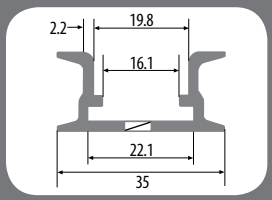

MRK SERIES COLOUR CODES

Colour Options:

ONKA-100 1 the last digit of this code refers to product color. To choose product color you can use the color codes next.

MINT GREEN	1	GREY	2	BLUE	5	YELLOW	8
	PRIMARY COLOR	CREAM	3	BROWN	6	GREEN	9
		BLACK	4	RED	7		

MRK SERIES SCREW CONNECTION RAIL TERMINAL BLOCKS

MRK 1.5
Order No: 1002

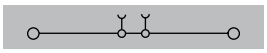

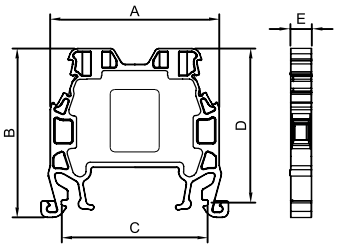

Dimension (mm)	A	B	C	D	E
	40	40	34,5	36,5	5,1

MATERIAL	
Body	PA6.6
Bridge	Copper
Contact	CK45 Steel
Screw	Steel
Temp.	-40 ºC, +140 ºC
Cable Strip L.	10 mm
Torque	0,4 Nm

DATA	TSE / CE	UL
Voltage	750 V	300 V
Current	17.5 A	17.5 A
Section	1,5 mm^2	14 AWG
Norm	EN-60947-7-1	UL 1059

COLOURS			
	V2	V0	
COLOUR	Order No.	Order No.	Pcs.
GREY	1002	0752	100
CREAM	1003	0753	100
BLACK	1004	0754	100
BLUE	1005	0755	100
BROWN	1006	0756	100
RED	1007	0757	100
YELLOW	1008	0758	100
GREEN	1009	0759	100

ACCESSORIES			
Cross Connection	Order No.	Section	Pcs.
	1920	1,5 / 2	100
	1921	1,5 / 3	100
	1922	1,5 / 4	100
	1923	1,5 / 10	30
	1924	1,5 / 20	20
Stopper	1202,1222,1212		
Group Sticker	1232		
Marking	9770 / 5443 / 4442 / 9540 / 7301		

MRK 2.5
Order No: 1012

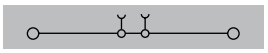

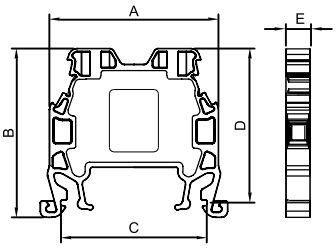

Dimensions (mm)	A	B	C	D	E
	40	40	34,5	36,5	5,9

MATERIAL	
Body	PA6.6
Bridge	Copper
Contact	CK45 Steel
Screw	Steel
Temp.	-40 ºC, +140 ºC
Cable Strip L.	10 mm
Torque	0,4 Nm

DATA	TSE / CE	UL
Voltage	750 V	300 V
Current	24 A	24 A
Section	2,5 mm^2	12 AWG
Norm	EN-60947-7-1	UL 1059

COLOURS			
	V2	V0	
COLOUR	Order No.	Order No.	Pcs.
GREY	1012	0762	100
CREAM	1013	0763	100
BLACK	1014	0764	100
BLUE	1015	0765	100
BROWN	1016	0766	100
RED	1017	0767	100
YELLOW	1018	0768	100
GREEN	1019	0769	100

ACCESSORIES			
Cross Connection	Order No.	Section	Pcs.
	1925	2,5 / 2	100
	1926	2,5 / 3	100
	1927	2,5 / 4	75
	1928	2,5 / 10	30
	1929	2,5 / 20	20
Stopper	1202,1222,1212		
Group Sticker	1232		
Marking	9770 / 4440 / 4442 / 9540 / 7301		

MRK SERIES SCREW CONNECTION RAIL TERMINAL BLOCKS

MRK 4
Order No: 1022

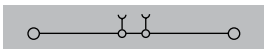

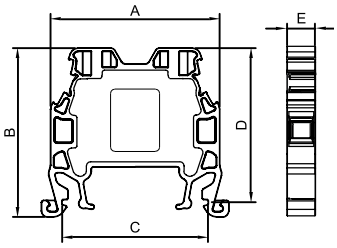

Dimensions (mm)	A	B	C	D	E
	40	40	34,5	36,5	6,7

MATERIAL	
Body	PA6.6
Bridge	Copper
Contact	CK45 Steel
Screw	Steel
Temp.	-40 ºC, +140 ºC
Cable Strip L.	10 mm
Torque	0,5 Nm

DATA	TSE / CE	UL
Voltage	750 V	300 V
Current	32 A	32 A
Section	4,0 mm²	10 AWG
Norm	EN-60947-7-1	UL 1059

COLOURS			
	V2	V0	
COLOUR	Order No.	Order No.	Pcs.
GREY	1022	0772	100
CREAM	1023	0773	100
BLACK	1024	0774	100
BLUE	1025	0775	100
BROWN	1026	0776	100
RED	1027	0777	100
YELLOW	1028	0778	100
GREEN	1029	0779	100

ACCESSORIES			
Cross Connection	Order No.	Section	Pcs.
	1930	4 / 2	100
	1931	4 / 3	100
	1932	4 / 4	50
	1933	4 / 10	30
	1934	4 / 20	20
Stopper	1202,1222,1212		
Group Sticker	1232		
Marking	9770 / 4390 / 4442 / 9540 / 7301		

MRK 6
Order No: 1032

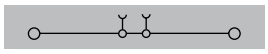

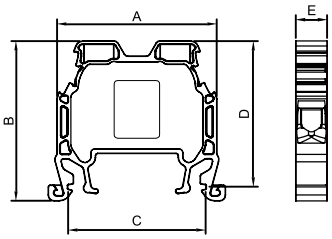

Dimensions (mm)	A	B	C	D	E
	40	40	34,5	36,5	8,2

MATERIAL	
Body	PA6.6
Bridge	Copper
Contact	CK45 Steel
Screw	Steel
Temp.	-40 ºC, +140 ºC
Cable Strip L.	12 mm
Torque	0,8 Nm

DATA	TSE / CE	UL
Voltage	750 V	300 V
Current	41 A	41 A
Section	6 mm²	8 AWG
Norm	EN-60947-7-1	UL 1059

COLOURS			
	V2	V0	
COLOUR	Order No.	Order No.	Pcs.
GREY	1032	0782	100
CREAM	1033	0783	100
BLACK	1034	0784	100
BLUE	1035	0785	100
BROWN	1036	0786	100
RED	1037	0787	100
YELLOW	1038	0788	100
GREEN	1039	0789	100

ACCESSORIES			
Cross Connection	Order No.	Section	Pcs.
	1935	6 / 2	100
	1936	6 / 3	50
	1937	6 / 4	50
	1938	6 / 10	15
	1939	6 / 20	10
Stopper	1202,1222,1212		
Group Sticker	1232		
Marking	9770 / 2630 / 4442 / 9540 / 7301		

MRK SERIES SCREW CONNECTION RAIL TERMINAL BLOCKS

MRK 10

Order No: 1042

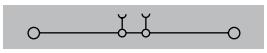

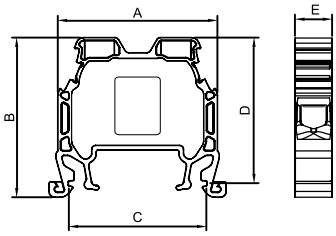

Dimensions (mm)	A	B	C	D	E
	40	40	34,5	36,5	9,5

MATERIAL	
Body	PA6.6
Bridge	Copper
Contact	CK45 Steel
Screw	Steel
Temp.	-40 ºC, +140 ºC
Cable Strip L.	12 mm
Torque	0,8 Nm

DATA	TSE / CE	UL
Voltage	750 V	600 V
Current	57 A	57 A
Section	10 mm²	8 AWG
Norm	EN-60947-7-1	UL 1059

COLOURS			
	V2	V0	
COLOUR	Order No.	Order No.	Pcs.
GREY	1042	0792	100
CREAM	1043	0793	100
BLACK	1044	0794	100
BLUE	1045	0795	100
BROWN	1046	0796	100
RED	1047	0797	100
YELLOW	1048	0798	100
GREEN	1049	0799	100

ACCESSORIES			
Cross Connection	Order No.	Section	Pcs.
	1940	10 / 2	100
	1941	10 / 3	50
	1942	10 / 4	50
	1943	10 / 10	15
	1944	10 / 20	10
Stopper	1202,1222,1212		
Group Sticker	1232		
Marking	9770 / 2630 / 4442 / 9540 / 7301		



MRK 16

Order No: 1052

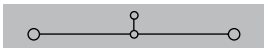

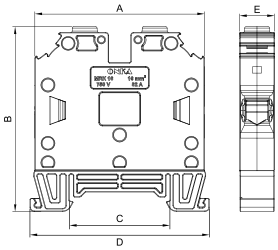

Dimensions (mm)	A	B	C	D	E
	58	63,2	34,5	61,2	12

MATERIAL	
Body	PA6.6
Bridge	Copper
Contact	CK45 Steel
Screw	Steel
Temp.	-40 ºC, +140 ºC
Cable Strip L.	18 mm
Torque	2,0 Nm

DATA	TSE / CE	UL
Voltage	750 V	600 V
Current	76 A	63 A
Section	16 mm²	6 AWG
Norm	EN-60947-7-1	UL 1059

COLOURS			
	V2	V0	
COLOUR	Order No.	Order No.	Pcs.
GREY	1052	0802	50
CREAM	1053	0803	50
BLACK	1054	0804	50
BLUE	1055	0805	50
BROWN	1056	0806	50
RED	1057	0807	50
YELLOW	1058	0808	50
GREEN	1059	0809	50

ACCESSORIES			
Cross Connection	Order No.	Section	Pcs.
	2257	16 / 2	50
	2258	16 / 3	40
	2259	16 / 4	40
	2260	16 / 5	25
	2265	16 / 10	10
Stopper	1202,1222,1212		
Group Sticker	1232		
Marking	9770 / 2630 / 4442 / 9540 / 7301		

MRK SERIES SCREW CONNECTION RAIL TERMINAL BLOCKS



MRK 35
Order No: 1062

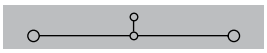

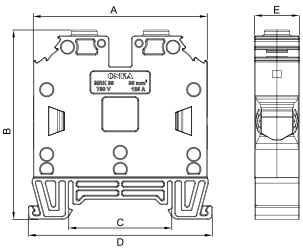

Dimensions (mm)	A	B	C	D	E
	58	63,2	34,5	61,2	15

MATERIAL	
Body	PA6.6
Bridge	Copper
Contact	CK45 Steel
Screw	Steel
Temp.	-40 ºC, +140 ºC
Cable Strip L.	18 mm
Torque	2,0 Nm

DATA	TSE / CE
Voltage	750 V
Current	125 A
Section	35 mm²
Norm	EN-60947-7-1

COLOURS			
	V2	V0	
COLOUR	Order No.	Order No.	Pcs.
GREY	1062	0812	30
CREAM	1063	0813	30
BLACK	1064	0814	30
BLUE	1065	0815	30
BROWN	1066	0816	30
RED	1067	0817	30
YELLOW	1068	0818	30
GREEN	1069	0819	30

ACCESSORIES			
Cross Connection	Order No.	Section	Pcs.
	2266	35 / 2	50
	2267	35 / 3	40
	2268	35 / 4	40
	2269	35 / 5	25
	2274	35 / 10	10
Stopper	1202,1222,1212		
Group Sticker	1232		
Marking	9770 / 2630 / 4442 / 9540 / 7301		

MRK 50
Order No: 1072

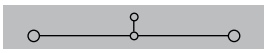

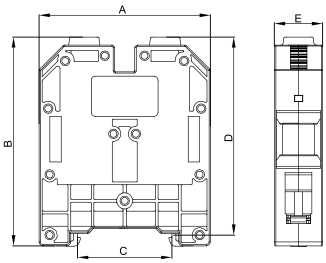

Dimensions (mm)	A	B	C	D	E
	64	78	34,5	74	18

MATERIAL	
Body	PA6.6
Bridge	Copper
Contact	DKP
Screw	Steel
Temp.	-40 ºC, +140 ºC
Cable Strip L.	18 mm
Torque	6,0 Nm

DATA	TSE / CE	UL
Voltage	750 V	600 V
Current	150 A	100 A
Section	50 mm²	AWG 1/O str
Norm	EN-60947-7-1	UL 1059

COLOURS			
	V2	V0	
COLOUR	Order No.	Order No.	Pcs.
GREY	1072	0822	20
CREAM	1073	0823	20
BLACK	1074	0824	20
BLUE	1075	0825	20
BROWN	1076	0826	20
RED	1077	0827	20
YELLOW	1078	0828	20
GREEN	1079	0829	20

ACCESSORIES	
Stopper	1202,1222,1212
Group Sticker	1232
Marking	9770 / 4442 / 9540

MRK SERIES SCREW CONNECTION RAIL TERMINAL BLOCKS

MRK 70
Order No: 1082

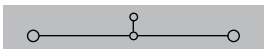

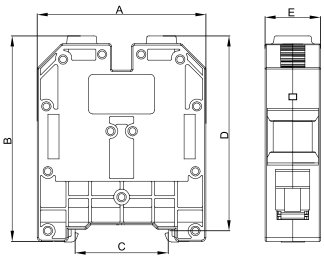

Dimensions (mm)	A	B	C	D	E
	64	78	34,5	74	21

MATERIAL	
Body	PA6.6
Bridge	Copper
Contact	DKP
Screw	Steel
Temp.	-40 ºC, +140 ºC
Cable Strip L.	20 mm
Torque	6,0 Nm

DATA	TSE / CE	UL
Voltage	750 V	600 V
Current	192 A	125 A
Section	70 mm²	AWG 2/O str
Norm	EN-60947-7-1	UL 1059

COLOURS			
	V2	V0	
COLOUR	Order No.	Order No.	Pcs.
GREY	1082	0832	20
CREAM	1083	0833	20
BLACK	1084	0834	20
BLUE	1085	0835	20
BROWN	1086	0836	20
RED	1087	0837	20
YELLOW	1088	0838	20
GREEN	1089	0839	20

ACCESSORIES	
Stopper	1202,1222,1212
Group Sticker	1232
Marking	9770 / 4442 / 9540

MRK 95
Order No: 1092

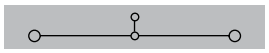

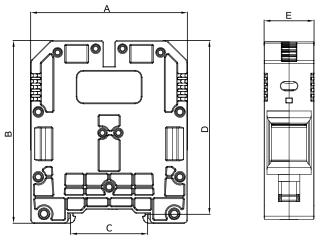

Dimensions (mm)	A	B	C	D	E
	75	88	34,5	83	23,8

MATERIAL	
Body	PA6.6
Bridge	Copper
Contact	DKP
Screw	Steel
Temp.	-40 ºC, +140 ºC
Cable Strip L.	20 mm
Torque	6,0 Nm

DATA	TSE / CE
Voltage	1000 V
Current	232 A
Section	95 mm²
Norm	EN-60947-7-1

COLOURS			
	V2	V0	
COLOUR	Order No.	Order No.	Pcs.
GREY	1092	0842	10
CREAM	1093	0843	10
BLACK	1094	0844	10
BLUE	1095	0845	10
BROWN	1096	0846	10
RED	1097	0847	10
YELLOW	1098	0848	10
GREEN	1099	0849	10

ACCESSORIES	
Stopper	1202,1222,1212
Group Sticker	1232
Marking	9770 / 4442 / 9540

MRK SERIES SCREW CONNECTION RAIL TERMINAL BLOCKS

MRK 120
Order No: 1102

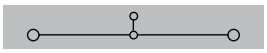

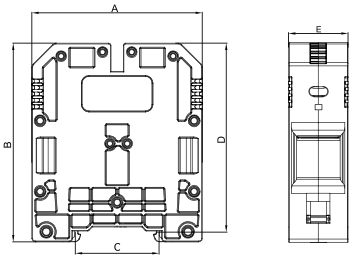

Dimensions (mm)	A	B	C	D	E
	75	88	34,5	83	26

MATERIAL	
Body	PA6.6
Bridge	Copper
Contact	DKP
Screw	Steel
Temp.	-40 ºC, +140 ºC
Cable Strip L.	20 mm
Torque	6,0 Nm

DATA	TSE / CE
Voltage	1000 V
Current	269 A
Section	120 mm²
Norm	EN-60947-7-1

COLOURS			
	V2	V0	
COLOUR	Order No.	Order No.	Pcs.
GREY	1102	0852	10
CREAM	1103	0853	10
BLACK	1104	0854	10
BLUE	1105	0855	10
BROWN	1106	0856	10
RED	1107	0857	10
YELLOW	1108	0858	10
GREEN	1109	0859	10

ACCESSORIES	
Stopper	1202,1222,1212
Group Sticker	1232
Marking	9770 / 4442 / 9540

MRK SERIES TRANSFER CONNECTORS



MRK
Order No: 1162

MRK
Order No: 1175

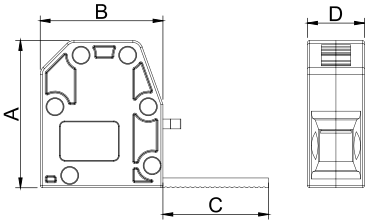

Dimensions (mm)	Code	A	B	C	
	1162	30	25	18	11,5
	1175	30	25	23	11,5

MATERIAL	
Body	PA6.6
Bridge	Copper
Contact	CK45 Steel
Screw	Steel
Temp.	-40 ºC, +140 ºC
Cable Strip L.	18 mm
Torque	2,0 Nm

DATA / VERİ	TSE / CE
Voltage	750 V
Current	76 A
Section	16 mm²
Norm	EN-60947-7-1

COLOURS			
COLOUR	Order No.		Pcs. /Ad.
GREY	1162	1172	100
CREAM	1163	1173	100
BLACK	1164	1174	100
BLUE	1165	1175	100
BROWN	1166	1176	100
RED	1167	1177	100
YELLOW	1168	1178	100
GREEN	1169	1179	100

ACCESSORIES	
Marking	9540 / 9770 / 4442

MRK SLIM SERIES SCREW CONNECTION RAIL TERMINAL BLOCKS

MRK SLIM 2.5

Order No: 0902

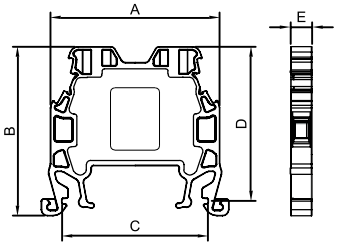

Dimension (mm)	A	B	C	D	E
	40	40	34,5	36,5	5,1

MATERIAL	
Body	PA6.6
Bridge	Copper
Contact	CK45 Steel
Screw	Steel
Temp.	-40 ºC, +140 ºC
Cable Strip L.	10 mm
Torque	0,4 Nm

DATA	TSE / CE
Voltage	750 V
Current	24 A
Section	2,5 mm²
Norm	EN-60947-7-1

COLOURS			
	V2	V0	
COLOUR	Order No.	Order No.	Pcs.
GREY	0902	0862	100
CREAM	0903	0863	100
BLACK	0904	0864	100
BLUE	0905	0865	100
BROWN	0906	0866	100
RED	0907	0867	100
YELLOW	0908	0868	100
GREEN	0909	0869	100

ACCESSORIES			
Cross Connection	Order No.	Section	Pcs.
	1920	2,5 / 2	100
	1921	2,5 / 3	100
	1922	2,5 / 4	100
	1923	2,5 / 10	30
	1924	2,5 / 20	20
Stopper	1202,1222,1212		
Group Sticker	1232		
Marking	9770 / 5443 / 4442 / 9540 / 7301		

MRK SLIM 4

Order No: 0912

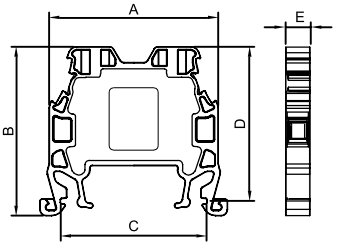

Dimensions (mm)	A	B	C	D	E
	40	40	34,5	36,5	5,9

MATERIAL	
Body	PA6.6
Bridge	Copper
Contact	CK45 Steel
Screw	Steel
Temp.	-40 ºC, +140 ºC
Cable Strip L.	10 mm
Torque	0,4 Nm

DATA	TSE / CE
Voltage	750 V
Current	32 A
Section	4 mm²
Norm	EN-60947-7-1

COLOURS			
	V2	V0	
COLOUR	Order No.	Order No.	Pcs.
GREY	0912	0872	100
CREAM	0913	0873	100
BLACK	0914	0874	100
BLUE	0915	0875	100
BROWN	0916	0876	100
RED	0917	0877	100
YELLOW	0918	0878	100
GREEN	0919	0879	100

ACCESSORIES			
Cross Connection	Order No.	Section	Pcs.
	1925	4 / 2	100
	1926	4 / 3	100
	1927	4 / 4	75
	1928	4 / 10	30
	1929	4 / 20	20
Stopper	1202,1222,1212		
Group Sticker	1232		
Marking	9770 / 4440 / 4442 / 9540 / 7301		

MRK SLIM SERIES SCREWED TYPE RAIL TERMINAL BLOCKS



MRK SLIM 16
Medium Size
Order No: 1132

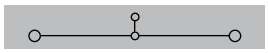

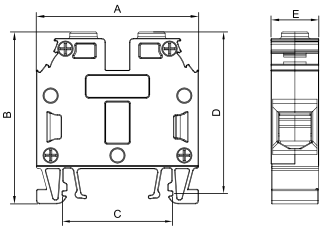

Dimensions (mm)	A	B	C	D	E
	51	54	34,5	51	12

MATERIAL	
Body	PA6.6
Bridge	Copper
Contact	CK45 Steel
Screw	Steel
Temp.	-40 ºC, +140 ºC
Cable Strip L.	18 mm
Torque	2,0 Nm

DATA	TSE / CE	UL
Voltage	750 V	600 V
Current	76 A	63 A
Section	16 mm²	6 AWG
Norm	EN-60947-7-1	UL 1059

COLOURS			
	V2	V0	
COLOUR	Order No.	Order No.	Pcs.
GREY	1132	0882	50
CREAM	1133	0883	50
BLACK	1134	0884	50
BLUE	1135	0885	50
BROWN	1136	0886	50
RED	1137	0887	50
YELLOW	1138	0888	50
GREEN	1139	0889	50

ACCESSORIES			
Cross Connection	Order No.	Section	Pcs.
	2257	16 / 2	50
	2258	16 / 3	40
	2259	16 / 4	40
	2260	16 / 5	25
	2265	16 / 10	10
Stopper	1202,1222,1212		
Group Sticker	1232		
Marking	9770 / 2630 / 4442 / 9540 / 7301		



MRK SLIM 35
Medium Size
Order No: 1142

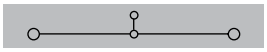

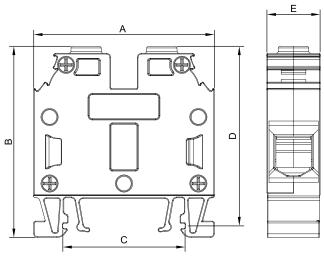

Dimensions (mm)	A	B	C	D	E
	50,7	54	34,5	51	15

MATERIAL	
Body	PA6.6
Bridge	Copper
Contact	CK45 Steel
Screw	Steel
Temp.	-40 ºC, +140 ºC
Cable Strip L.	18 mm
Torque	2,0 Nm

DATA	TSE / CE
Voltage	750 V
Current	125 A
Section	35 mm²
Norm	EN-60947-7-1

COLOURS			
	V2	V0	
COLOUR	Order No.	Order No.	Pcs.
GREY	1142	0892	30
CREAM	1143	0893	30
BLACK	1144	0894	30
BLUE	1145	0895	30
BROWN	1146	0896	30
RED	1147	0897	30
YELLOW	1148	0898	30
GREEN	1149	0899	30

ACCESSORIES			
Cross Connection	Order No.	Section	Pcs.
	2266	35 / 2	50
	2267	35 / 3	40
	2268	35 / 4	40
	2269	35 / 5	25
	2274	35 / 10	10
Stopper	1202,1222,1212		
Group Sticker	1232		
Marking	9770 / 2630 / 4442 / 9540 / 7301		

MRK SERIES SCREWED TYPE DOUBLE RAIL TERMINAL BLOCKS



MRK-D 2,5
Order No: 1612

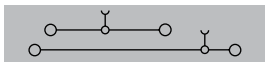

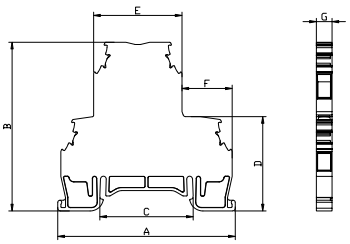

Dimensions (mm)	A	B	C	D	E	F	G
	66,3	63	34,5	35,2	33	18,75	5,8

MATERIAL	
Body	PA6.6
Bridge	Copper
Contact	CK45 Steel
Screw	Steel
Temp.	-40 ºC, +140 ºC
Cable Strip L.	9 mm
Torque	0,4 Nm

DATA	TSE / CE	UL
Voltage	750 V	600 V
Current	24 A	24 A
Section	2,5 mm²	12 AWG
Norm	EN-60947-7-1	UL 1059

COLOURS		
COLOUR	Order No.	Pcs.
GREY	1612	50
CREAM	1613	50
BLACK	1614	50
BLUE	1615	50
BROWN	1616	50
RED	1617	50
YELLOW	1618	50
GREEN	1619	50

ACCESSORIES			
Cross Connection	Order No.	Section	Pcs.
	1925	2,5 / 2	100
	1926	2,5 / 3	100
	1927	2,5 / 4	75
	1928	2,5 / 10	30
	1929	2,5 / 20	20
Stopper	1202,1222,1212		
Group Sticker	1232		
Marking	9770 / 4440 / 4442 / 9540 / 7301		
Bridged	1622		



MRK-D 4
Order No: 1652

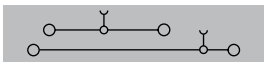

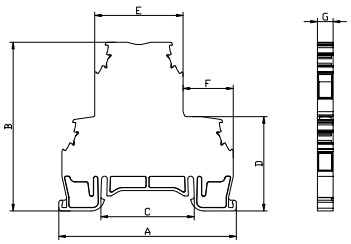

Dimensions (mm)	A	B	C	D	E	F	G
	66,3	63	34,5	35,2	33	18,75	6,6

MATERIAL	
Body	PA6.6
Bridge	Copper
Contact	CK45 Steel
Screw	Steel
Temp.	-40 ºC, +140 ºC
Cable Strip L.	9 mm
Torque	0,5 Nm

DATA	TSE / CE	UL
Voltage	750 V	600 V
Current	32 A	32 A
Section	4 mm²	10 AWG
Norm	EN-60947-7-1	UL 1059

COLOURS		
COLOUR	Order No.	Pcs.
GREY	1652	50
CREAM	1653	50
BLACK	1654	50
BLUE	1655	50
BROWN	1656	50
RED	1657	50
YELLOW	1658	50
GREEN	1659	50

ACCESSORIES			
Cross Connection	Order No.	Section	Pcs.
	1930	4 / 2	100
	1931	4 / 3	100
	1932	4 / 4	50
	1933	4 / 10	30
	1934	4 / 20	20
Stopper	1202,1222,1212		
Group Sticker	1232		
Marking	9770 / 4442 / 9540 / 7301 / 4390		
Bridged	1662		

MRK SERIES SCREWED CONNECTION FUSED RAIL TERMINAL BLOCKS

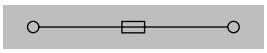

MRK-S 6

Order No: 1322

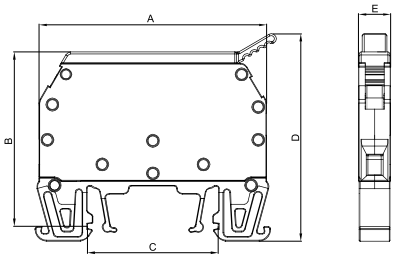

Dimensions (mm)	A	B	C	D	E
	60	47	34,5	54,6	8,8

MATERIAL	
Body	PA6.6
Bridge	Copper
Contact /	CK45 Steel
Screw	Steel
Temp.	-40 ºC, +140 ºC
Cable Strip L.	10 mm
Torque	0,8 Nm

DATA	TSE / CE	UL
Voltage	750 V	600 V
Current	6,3 A	6,3 A
Section	6 mm²	8 AWG
Norm	EN-60947-7-3	UL 1059

COLOURS		
COLOUR	Order No.	Pcs.
GREY	1322	100

ACCESSORIES		
Types	Order No.	Pcs.
With Busbar	1332	100
12 V AC/DC Led	1342	100
24 V AC/DC Led	1352	100
48 V AC/DC Led	1372	100
110 V AC/DC Led	1392	100
220 V AC/DC Led	1402	100
Stopper	1202,1222,1212	
Group Sticker	1232	
Marking	9770 / 2630 / 4442 / 9540	
Glass Fuse	WE-FS-52	

MRK SERIES SCREWED CONNECTION KNIFE DISCONNECT TERMINAL BLOCK

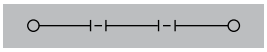

MRK TEST - 6

Order No: 1316

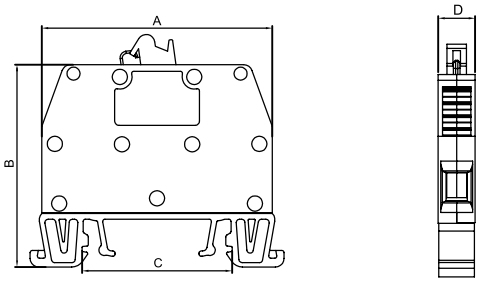

Dimensions (mm)	A	B	C	D
	52,8	46,5	34,5	8,5

MATERIAL	
Body	PA6.6
Bridge	Copper
Contact /	CK45 Steel
Screw	Brass
Temp.	-40 ºC, +140 ºC
Cable Strip L.	12 mm
Torque	0,8 Nm

DATA	TSE / CE	UL
Voltage	750 V	600 V
Current	41 A	41 A
Section	6 mm²	8 AWG
Norm	EN-60947-7-1	UL 1059

COLOURS		
COLOUR	Order No.	Pcs.
BEIGE	1316	100
GREY	1317	100

ACCESSORIES	
Stopper	1202,1222,1212
Group Sticker	1232
Marking	9770 / 2630 / 4442 / 9540

GLASS FUSE

CODE	TYPE	BOX	CARTON
WE-FS-52	5x20 mm Glass Fuse (0.2.....10A Please inform amp.)	100	1000

MRK NEW SERIES TEST DISCONNECT TERMINAL BLOCKS

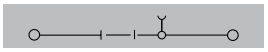

MRK TEST - 6

Without Test Socket
Order No: 1285

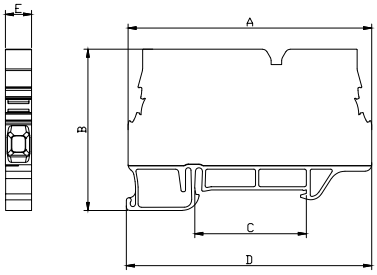

Dimensions (mm)	A	B	C	D	E
	75,5	50	34,5	76	8,1

MATERIAL	
Body	PA6.6
Bridge	Copper
Contact	CK45 Steel
Screw	Steel
Temp.	-40 ºC, +140 ºC
Cable Strip L.	12 mm
Torque	0,8 Nm

DATA	TSE / CE
Voltage	750 V
Current	41 A
Section	6 mm²
Norm	EN-60947-7-1

COLOURS		
COLOUR	Order No.	Pcs.
BEIGE	1286	50

ACCESSORIES			
Cross Connection	Order No.	Section	Pcs.
	1935	6 / 2	100
	1936	6 / 3	50
	1937	6 / 4	50
	1938	6 / 10	15
	1939	6 / 20	10
Stopper	1202,1222,1212		
Group Sticker	1232		
Marking	9770 / 2630 / 4442 / 9540 / 7301		

MRK TEST - 6

Single Test Socket
Order No: 1281

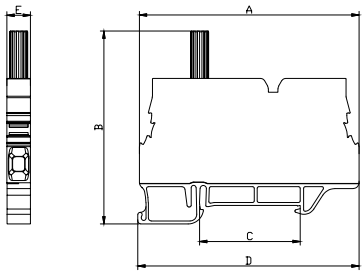

Dimensions (mm)	A	B	C	D	E
	75,5	66,3	34,5	76	8,1

MATERIAL	
Body	PA6.6
Bridge	Copper
Contact	CK45 Steel
Screw	Steel
Temp.	-40 ºC, +140 ºC
Cable Strip L.	12 mm
Torque	0,8 Nm

DATA	TSE / CE
Voltage	750 V
Current	41 A
Section	6 mm²
Norm	EN-60947-7-1

COLOURS		
COLOUR	Order No.	Pcs.
BEIGE	1282	50

ACCESSORIES			
Cross Connection	Order No.	Section	Pcs.
	1935	6 / 2	100
	1936	6 / 3	50
	1937	6 / 4	50
	1938	6 / 10	15
	1939	6 / 20	10
	1970	6 / 2	10
	1971	6 / 3	10
	1972	6 / 4	10
	1973	6 / 6	10
	1974	6 / 10	10
Stopper	1202,1222,1212		
Group Sticker	1232		
Marking	9770 / 2630 / 4442 / 9540 / 7301		

MRK NEW SERIES TEST DISCONNECT TERMINAL BLOCKS

MRK TEST - 6
Double Test Socket
Order No: 1283

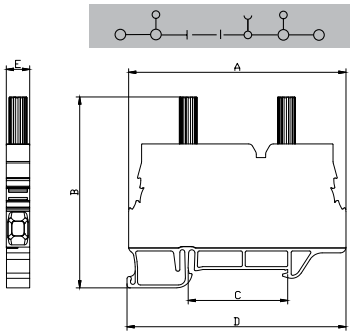

Dimensions (mm)	A	B	C	D	E
	75,5	66,3	34,5	76	8,1

MATERIAL	
Body	PA6.6
Bridge	Copper
Contact	CK45 Steel
Screw	Steel
Temp.	-40 ºC, +140 ºC
Cable Strip L.	12 mm
Torque	0,8 Nm

DATA	TSE / CE
Voltage	750 V
Current	41 A
Section	6 mm²
Norm	EN-60947-7-1

COLOURS		
COLOUR	Order No.	Pcs.
BEIGE	1284	50

ACCESSORIES			
Cross Connection	Order No.	Section	Pcs.
	1935	6 / 2	100
	1936	6 / 3	50
	1937	6 / 4	50
	1938	6 / 10	15
	1939	6 / 20	10
	1970	6 / 2	10
	1971	6 / 3	10
	1972	6 / 4	10
	1973	6 / 6	10
	1974	6 / 10	10
Stopper	1202,1222,1212		
Group Sticker	1232		
Marking	9770 / 2630 / 4442 / 9540 / 7301		

MRK 6 TEST DISCONNECT TERMINAL BLOCK ACCESSORIES



Upper Bridge for Test Sockets

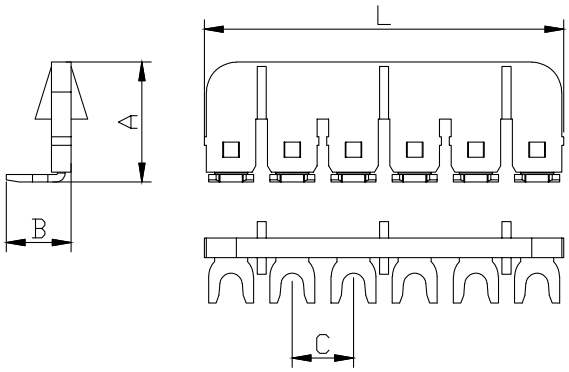

CODE	TYPE	Dimensions (mm)				
		A	B	C	L	Pcs
1970	2 Poles	16	8,6	8,1	15,2	10
1971	3 Poles	16	8,6	8,1	23,4	10
1972	4 Poles	16	8,6	8,1	31,5	10
1973	6 Poles	16	8,6	8,1	47,8	10
1974	10 Poles	16	8,6	8,1	80,4	10

MATERIAL	
Body	PA6.6
Bridge	Copper
Temp.	-40 ºC, +140 ºC



MRK TEST - 6
Test Socket
Order No: 1280

Pcs: 10

MATERIAL	
Body	PA6.6
Bridge	Brass
Temp.	-40 ºC, +140 ºC

MRK SERIES TEST DISCONNECT TERMINAL BLOCKS



MRK TEST - 10

Without Test Socket
Order No: 1312

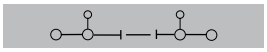

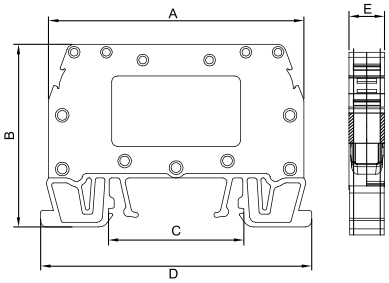

Dimensions (mm)	A	B	C	D	E
	65	46,5	34,5	69	9,1

MATERIAL	
Body	PA6.6
Bridge	Copper
Contact	CK45 Steel
Screw	Steel
Temp.	-40 ºC, +140 ºC
Cable Strip L.	12 mm
Torque	0,8 Nm

DATA	TSE / CE	UL
Voltage	750 V	600 V
Current	57 A	50 A
Section	10 mm²	8 AWG
Norm	EN-60947-7-1	UL 1059

COLOURS		
COLOUR	Order No.	Pcs.
BEIGE	1315	75

ACCESSORIES		
Types	Order No.	Pcs.
Without Expulsive	1313	75
Single Expulsive	1314	75
Single Test	1306	75
Double Test	1308	75
4 Poles Test Con. Set	1305	100
Upper Bridge 2 Poles	1303	100
Upper Bridge 4 Poles	1318	50
Upper Bridge 8 Poles	1302	50
Testing Screw	1319	50
Stopper	1202,1222,1212	
Group Sticker	1232	
Marking	9770 / 2630 / 4442 / 9540	

MRK TEST - 10

Single Test Socket
Order No: 1306

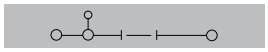

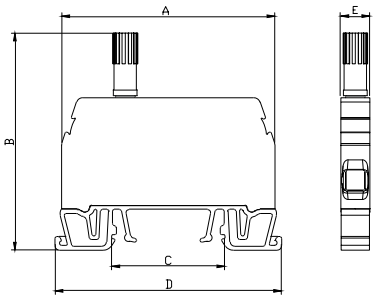

Dimensions (mm)	A	B	C	D	E
	65	66,1	34,5	69	9

MATERIAL	
Body	PA6.6
Bridge	Copper
Contact	CK45 Steel
Screw	Steel
Temp.	-40 ºC, +140 ºC
Cable Strip L.	12 mm
Torque	0,8 Nm

DATA	TSE / CE	UL
Voltage	750 V	600 V
Current	57 A	50 A
Section	10 mm²	8 AWG
Norm	EN-60947-7-1	UL 1059

COLOURS		
COLOUR	Order No.	Pcs.
BEIGE	1307	75

ACCESSORIES		
Types	Order No.	Pcs.
Without Expulsive	1313	75
Single Expulsive	1314	75
Double Expulsive	1312	75
Double Test	1308	75
4 Poles Test Con. Set	1305	100
Upper Bridge 2 Poles	1303	100
Upper Bridge 4 Poles	1318	50
Upper Bridge 8 Poles	1302	50
Testing Screw	1319	50
Stopper	1202,1222,1212	
Group Sticker	1232	
Marking	9770 / 2630 / 4442 / 9540	

MRK SERIES TEST DISCONNECT TERMINAL BLOCKS

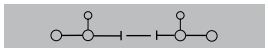

MRK TEST - 10

Double Test Socket
Order No: 1308

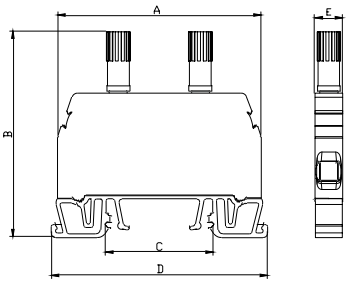

Dimensions (mm)	A	B	C	D	E
	65	66,1	34,5	69	9

MATERIAL	
Body	PA6.6
Bridge	Copper
Contact	CK45 Steel
Screw	Steel
Temp.	-40 ºC, +140 ºC
Cable Strip L.	12 mm
Torque	0,8 Nm

DATA	TSE / CE	UL
Voltage	750 V	600 V
Current	57 A	50 A
Section	10 mm²	8 AWG
Norm	EN-60947-7-1	UL 1059

COLOURS		
COLOUR	Order No.	Pcs.
BEIGE	1309	75

ACCESSORIES		
Types	Order No.	Pcs.
Without Expulsive	1313	75
Single Expulsive	1314	75
Double Expulsive	1312	75
Single Test	1306	75
4 Poles Test Con. Set	1305	100
Upper Bridge 2 Poles	1303	100
Upper Bridge 4 Poles	1318	50
Upper Bridge 8 Poles	1302	50
Testing Screw	1319	50
Stopper	1202,1222,1212	
Group Sticker	1232	
Marking	9770 / 2630 / 4442 / 9540	

MRK SERIES TEST DISCONNECT TERMINAL SET

MRK TEST - 10

4 Poles Test Disconnect Set
Order No: 1305

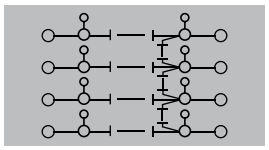

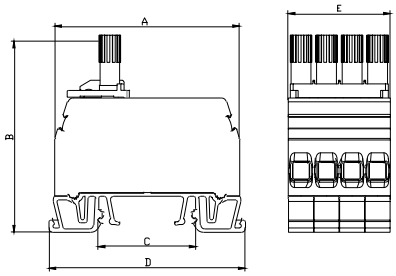

Dimensions (mm)	A	B	C	D	E
	65	68,1	34,5	69	36

MATERIAL	
Body	PA6.6
Bridge	Copper
Contact	CK45 Steel
Screw	Steel
Temp.	-40 ºC, +140 ºC
Cable Strip L.	12 mm
Torque	0,8 Nm

DATA	TSE / CE	UL
Voltage	750 V	600 V
Current	57 A	50 A
Section	10 mm²	8 AWG
Norm	EN-60947-7-1	UL 1059

ACCESSORIES		
Types	Order No.	Pcs.
Without Expulsive	1313	75
Single Expulsive	1314	75
Double Expulsive	1312	75
Single Test	1306	75
Double Test	1308	75
Upper Bridge 2 Poles	1303	100
Upper Bridge 4 Poles	1318	50
Upper Bridge 8 Poles	1302	50
Testing Screw	1319	50
Stopper	1202,1222,1212	
Group Sticker	1232	
Marking	9770 / 2630 / 4442 / 9540	

MRK 10 TEST DISCONNECT TERMINAL BLOCKS ACCESSORIES

Upper Bridge for Test Sockets, 2 Poles
Order No: 1303



Upper Bridge for Test Sockets, 4 Poles
Order No: 1318



Upper Bridge for Test Sockets, 8 Poles
Order No: 1302

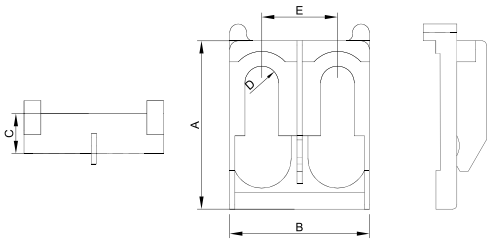

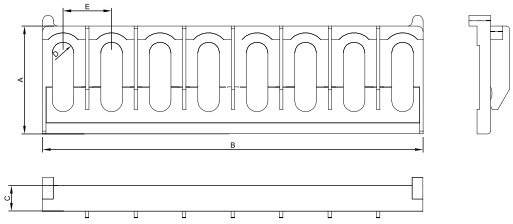

Dimensions (mm)	A	B	C	D	E
1303	22	22	4,7	4	9
1318	22	34,6	4,7	4	9

MATERIAL	
Body	PA6.6
Temp.	-40 ºC, +140 ºC
Metal Leg	Copper

Dimensions (mm)	A	B	C	D	E
	22	71	4,7	4	9

MATERIAL	
Body	PA6.6
Temp.	-40 ºC, +140 ºC
Metal Leg	Copper

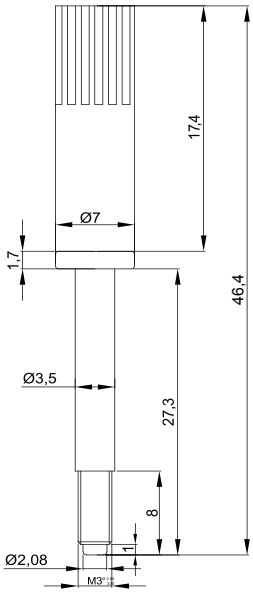

Testing Screw
Order No: 1319

MATERIAL	
Body	PA6.6
Screw	Brass
Temp./	-40 ºC, +140 ºC

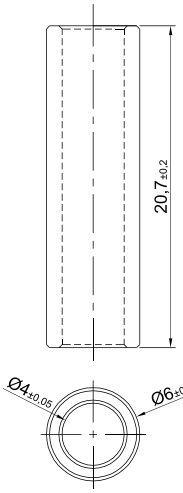

Explusive for Upper Bridge
Order No: 1304

MATERIAL	
Body	Brass

MRK SERIES SCREW CONNECTION EARTH RAIL TERMINAL BLOCKS

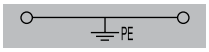

MTK 2,5

Order No: 1291

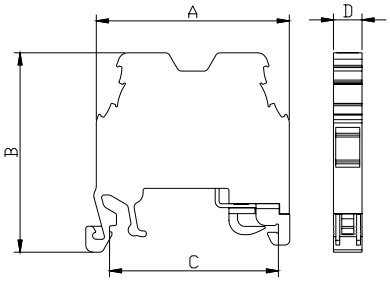

Dimensions (mm)	A	B	C	D
	40	41,3	34,5	5,9

MATERIAL	
Body	PA6.6
Bridge	Copper
Contact	CK45 Steel
Screw	Steel
The Foot Which Contact to the Rail	Brass
Temp.	-40 ºC, +140 ºC
Cable Strip L.	9 mm
Torque	0,4 Nm

DATA	TSE / CE
Voltage	750 V
Section	2,5 mm^2
Norm	EN-60947-7-2
Pcs	100

ACCESSORIES	
Stopper	1202,1222,1212
Group Sticker	1232
Marking	9540 / 9770 / 4440 / 4442 / 7301



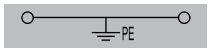

MTK 4

Order No: 1293

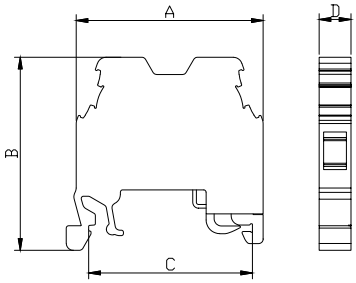

Dimensions (mm)	A	B	C	D
	40	41,3	34,5	6,8

MATERIAL	
Body	PA6.6
Bridge	Copper
Contact	CK45 Steel
Screw	Steel
The Foot Which Contact to the Rail	Brass
Temp.	-40 ºC, +140 ºC
Cable Strip L.	9 mm
Torque	0,5 Nm

DATA	TSE / CE	UL
Voltage	750 V	300 V
Section	4,0 mm^2	10 AWG
Norm	EN-60947-7-2	UL 1059
Pcs	100	

ACCESSORIES	
Stopper	1202,1222,1212
Group Sticker	1232
Marking	9770 / 4442 / 9540 / 4390 / 7301

MRK SERIES SCREW CONNECTION EARTH RAIL TERMINAL BLOCKS

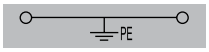

MTK 10

Order No: 1294

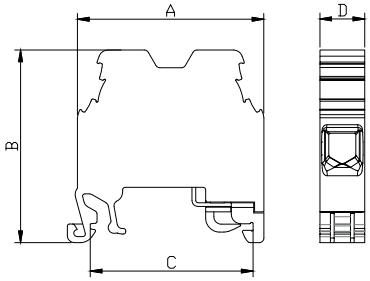

Dimensions (mm)	A	B	C	D
	40	41,3	34,5	9,6

MATERIAL	
Body	PA6.6
Bridge	Copper
Contact	CK45 Steel
Screw	Steel
The Foot Which Contact to the Rail	Brass
Temp.	-40 ºC, +140 ºC
Cable Strip L.	10 mm
Torque	0,8 Nm

DATA	TSE / CE	UL
Voltage	750 V	600 V
Section	10 mm²	8 AWG
Norm	EN-60947-7-2	UL 1059
Pcs	100	

ACCESSORIES	
Stopper	1202,1222,1212
Group Sticker	1232
Marking	9770 / 4442 / 9540 / 2630 / 7301

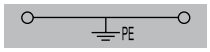

MTK 16

Order No: 1295

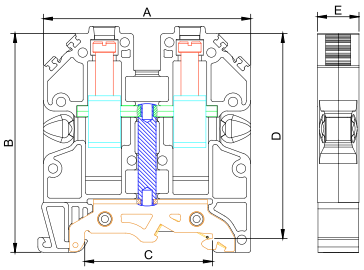

Dimensions (mm)	A	B	C	D	E
	58,2	63,5	34,5	57	11,6

MATERIAL	
Body	PA6.6
Bridge	Copper
Contact	CK45 Steel
Screw	Steel
The Foot Which Contact to the Rail	Brass
Temp.	-40 ºC, +140 ºC
Cable Strip L.	16 mm
Torque	1,2 Nm

DATA	TSE / CE	UL
Voltage	750 V	600 V
Section	16 mm²	6 AWG
Norm	EN-60947-7-2	UL 1059
Pcs	50	

ACCESSORIES	
Stopper	1202,1222,1212
Group Sticker	1232
Marking	9770 / 4442 / 9540

MRK SERIES SCREW CONNECTION EARTH RAIL TERMINAL BLOCKS



MTK 35
Order No: 1296

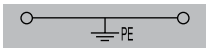

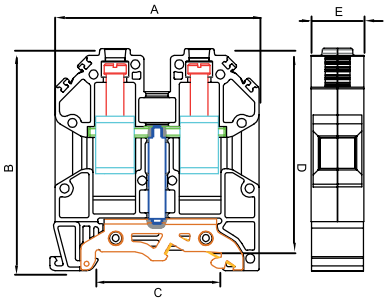

Dimensions (mm)	A	B	C	D	E
	58,2	63,5	34,5	57	14,9

MATERIAL	
Body	PA6.6
Bridge	Copper
Contact	CK45 Steel
Screw	Steel
The Foot Which Contact to the Rail	Brass
Temp.	-40 ºC, +140 ºC
Cable Strip L.	16 mm
Torque	1,2 Nm

DATA / VERİ	TSE / CE
Voltage	750 V
Section	35 mm²
Norm	EN-60947-7-2
Pcs	30

ACCESSORIES	
Stopper	1202,1222,1212
Group Sticker	1232
Marking	9770 / 4442 / 9540

MRK AND OPK SERIES BIG STOPPER



Big Stopper
Order No: 1212

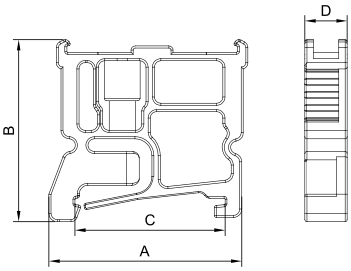

Dimensions (mm)	A	B	C	D
	44,6	43,5	34,5	9,8

MATERIAL	
Body	PA
Screw	Steel
Temp.	-40 ºC, +140 ºC
Pcs	100

ACCESSORIES	
Marking	9770 / 4440 / 4442 / 9540 5443 / 4390

MRK AND OPK SERIES STOPPER WITH GROUP STICKER

Stopper With Group Sticker
Order No: 1232

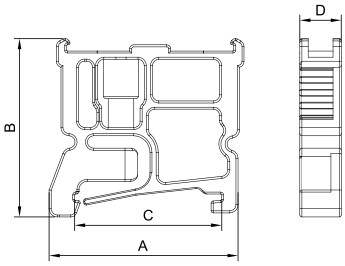

Dimensions (mm)	A	B	C	D
	44,6	43,5	34,5	9,8

MATERIAL	
Body	PA
Screw	Steel
Temp.	-40 ºC, +140 ºC
Pcs	100

ACCESSORIES	
Marking	9770 / 4440 / 4442 / 9540 5443 / 4390

MRK AND OPK SERIES SCREWLESS STOPPER

Screwless Stopper
Order No: 1202

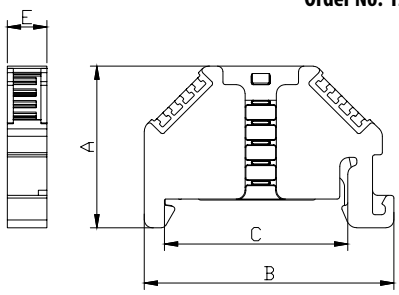

Dimensions (mm)	A	B	C	D
	30,7	47,4	34,5	7,5

MATERIAL	
Body	PA
Metal Leg	Stainless Steel
Temp.	-40 ºC, +140 ºC
Pcs	100

ACCESSORIES	
Marking	9770 / 4440 / 4442 / 9540 5443 / 4390 / 2630

MRK AND OPK SERIES MINI STOPPER

Mini Stopper
Order No: 1222

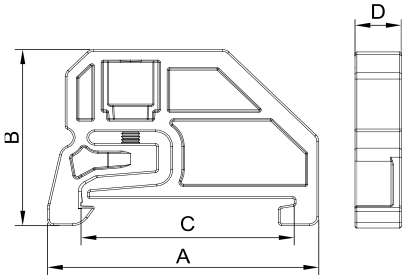

Dimensions (mm)	A	B	C	D
	43,0	30,0	34,5	7,5

MATERIAL	
Body	PA
Screw	Steel
Temp.	-40 ºC, +140 ºC
Pcs	100

ACCESSORIES	
Marking	9770 / 4440 / 4442 / 9540 5443 / 4390

GROUP MARKER

Group Marker
Order No: 1482

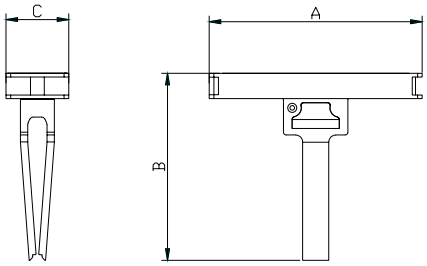

Dimensions (mm)	A	B	C
	46,2	40,6	13,6

MATERIAL	
Body	PC
Temp.	-40 ºC, +140 ºC
Pcs	100

MRK SERIES SEPARATION PLATE

Order No: 0582

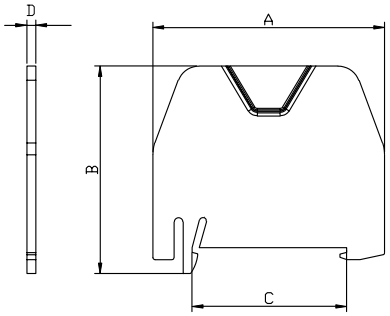

Dimensions (mm)	A	B	C	D
	52,0	48,0	34,5	2,0

MATERIAL	
Body	PA
Temp.	-40 ºC, +140 ºC
Pcs	25

MRK SERIES CROSS CONNECTIONS

MATERIAL	
Isolation	PA 6.6
Body	Brass
Covering	Tin

Note: All 1,5 mm², 2,5 mm² and 4 mm² cross connections can be both used for MRK and OPK Series.

For the Slim Series, please check the relevant product accessories section.



COLOUR	CODE	TYPE	BOX
Orange	**ONKA-1920**	1.5 mm² x 2	100
Orange	**ONKA-1921**	1.5 mm² x 3	100
Orange	**ONKA-1922**	1.5 mm² x 4	100
Orange	**ONKA-1923**	1.5 mm² x 10	30
Orange	**ONKA-1924**	1.5 mm² x 20	20
Orange	**ONKA-1925**	2.5 mm² x 2	100
Orange	**ONKA-1926**	2.5 mm² x 3	100
Orange	**ONKA-1927**	2.5 mm² x 4	75
Orange	**ONKA-1928**	2.5 mm² x 10	30
Orange	**ONKA-1929**	2.5 mm² x 20	20
Orange	**ONKA-1930**	4 mm² x 2	100
Orange	**ONKA-1931**	4 mm² x 3	100
Orange	**ONKA-1932**	4 mm² x 4	50
Orange	**ONKA-1933**	4 mm² x 10	30
Orange	**ONKA-1934**	4 mm² x 20	20
Orange	**ONKA-1935**	6 mm² x 2	100
Orange	**ONKA-1936**	6 mm² x 3	50
Orange	**ONKA-1937**	6 mm² x 4	50
Orange	**ONKA-1938**	6 mm² x 10	15
Orange	**ONKA-1939**	6 mm² x 20	10
Orange	**ONKA-1940**	10 mm² x 2	100
Orange	**ONKA-1941**	10 mm² x 3	50
Orange	**ONKA-1942**	10 mm² x 4	50
Orange	**ONKA-1943**	10 mm² x 10	15
Orange	**ONKA-1944**	10 mm² x 20	10

• *The metal parts can not be certainly dissolved in the case of the plastic isolation part's monolithic.*

• It can be cutted in the middle of the comb bridge (example 10 and 20 pin bridges).



• It can be easily removed with the screwdriver in the case of the notch over the bridge.

• It is provided the bridge to the terminal within the plastic parts.

• In the case of the pin's curved and diagonal structure it can be touched from 4 points to copper busbar.



MRK SERIES METAL CROSS CONNECTIONS

CODE	TYPE	BOX
ONKA-2257	16 mm² x 2	50
ONKA-2258	16 mm² x 3	40
ONKA-2259	16 mm² x 4	40
ONKA-2260	16 mm² x 5	25
ONKA-2261	16 mm² x 6	10
ONKA-2262	16 mm² x 7	10
ONKA-2263	16 mm² x 8	10
ONKA-2264	16 mm² x 9	10
ONKA-2265	16 mm² x 10	10
ONKA-2266	35 mm² x 2	50
ONKA-2267	35 mm² x 3	40
ONKA-2268	35 mm² x 4	40
ONKA-2269	35 mm² x 5	25
ONKA-2270	35 mm² x 6	10
ONKA-2271	35 mm² x 7	10
ONKA-2272	35 mm² x 8	10
ONKA-2273	35 mm² x 9	10
ONKA-2274	35 mm² x 10	10

MATERIAL	
Isolation	PA6.6
Body	Brass
Covering	Copper
Screw	Steel

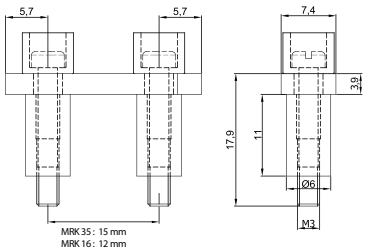

MRK SERIES STUD TERMINAL BLOCKS FOR CABLE LUGS (WITH COVER)

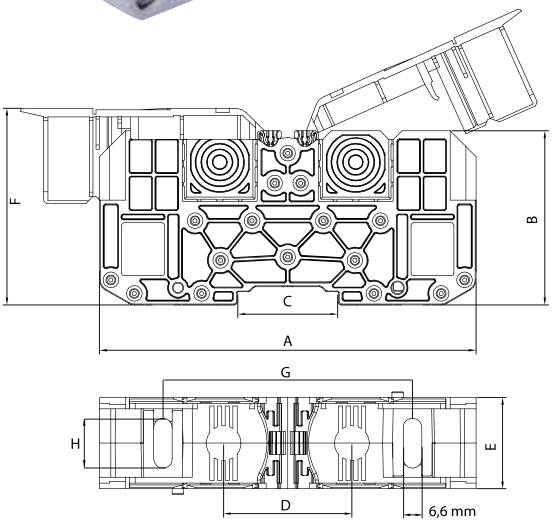

MATERIAL	
Body	PA6.6
Legs	PA6.6
Cover	PA6.6
Bolt	Steel
Nuts	Steel
Bridge	Copper

ACCESSORIES	
Stopper	**1202,1222,1212**
Group Sticker	**1232**
Marking	**9770 / 4440 / 4442 / 9540**

PRODUCT CODE	DESCRIPTION	COLOUR	QTY / BOX
MRC.200.025	Ready Warning Signs, Triangle Edg. L 25 mm	Yellow	1.000

* **U_{imp} :** Impact strength voltage

DESCRIPTIONS

CODE	SECTION (mm^2)	VOLTAGE	CURRENT	BOLT	A (mm)	B (mm)	C (mm)	D (mm)	E (mm)	F (mm)	G (mm)	H (mm)	Box Carton
ONKA-2302	25	1000 V	101 A	M6	107	50,8	35	40	27	58,5	76,5	16,3	10 / 140
ONKA-2322	35	1000 V	125 A	M8	107	50,8	35	40	27	58,5	76,5	16,3	10 / 140
ONKA-2342	50	1000 V	150 A	M8	107	50,8	35	40	27	58,5	76,5	16,3	10 / 140
ONKA-2362	70	1000 V	192 A	M8	131,5	60,8	35	44,7	31,5	68,5	86,2	17,3	10 / 80
ONKA-2382	95	1000 V	232 A	M8	131,5	60,8	35	44,7	31,5	68,5	86,2	17,3	10 / 80
ONKA-2402	120	1000 V	269 A	M10	139,5	70	35	60	41,4	79	94,6	17,3	5 / 30
ONKA-2422	150	1000 V	309 A	M12	139,5	70	35	60	41,4	79	94,6	17,3	5 / 30
ONKA-2442	185	1000 V	353 A	M12	163,5	77,5	35	60	55	92	96	26,4	5 / 20
ONKA-2462	240	1000 V	415 A	M12	163,5	77,5	35	60	55	92	96	26,4	5 / 20





OPK SERIES PUSH-IN CONNECTION RAIL TERMINAL BLOCKS

Technical Features ;

- *Push-in System.*
- *Does not require final plate (Both sides are closed), provides cost saving and better isolation.*
- *Symmetrical (Mountable to rail on both directions)*
- *Lower cable thrust.*
- *Time and cost saving.*
- *Reducing transmission, zero contact by means of orange buttons.*
- *Springs are stainless steel.*
- *Opportuntity to assemble cable with ferrule of 0,50 mm² to 35 mm² without any hand tool requirement.*
- *Labelling system appropriate for strap marking.*
- *Double sided bridging opportunity.*
- *Isolated comb bridge.*

OPK SERIES

Range of Products;

- *OPK Series standard terminal blocks*
- *OPK Series earth rail terminal blocks*
- *OPK Series double rail terminal blocks*
- *OPK Series triple rail terminal blocks*
- *OPK Series 1 in 2 out terminal blocks*
- *OPK Series 2 in 2 out terminal blocks*
- *OPK Series 2 in 2 out knife disconnect terminal blocks*
- *OPK Series fused terminal blocks*
- *MRK and OPK Series stoppers*
- *OPK Series separation plate*
- *OPK Series Cross connections*



• The roll labelling system can be used in 2,5 - 4 - 6 -10 mm² push-in terminal block.

• It can be tested touching the test probes from the two different points over the terminal blocks without ejecting the fuse if it can conduct or not.



• There is a part in the OPK fuse series terminal blocks in order to put the fuse.



• It can be easily measured within the holes in the cables' input parts touching the test probes to the contacts.

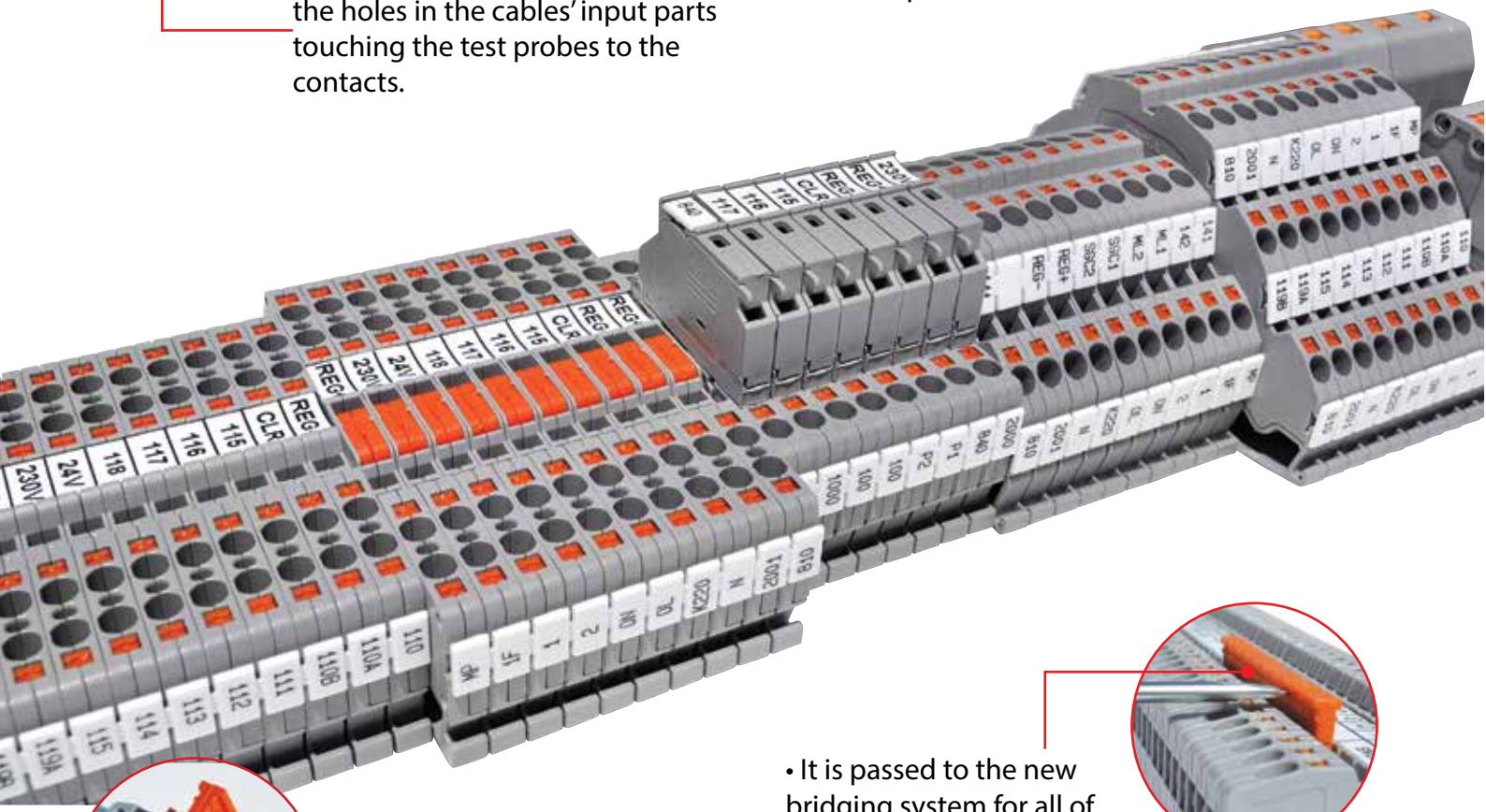

• It is passed to the new bridging system for all of the group OPK series.

• In the case of the pin's curved and diagonal structure it can be touched from 4 points to copper busbar.

• It can be cutted in the middle of the comb bridge (example 10 and 20 pin bridges.)

OPK SERIES PUSH-IN CONNECTION TERMINAL BLOCKS

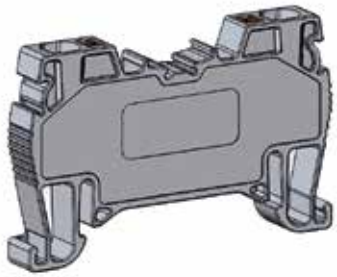

OPK 1,5

Order No: 1592

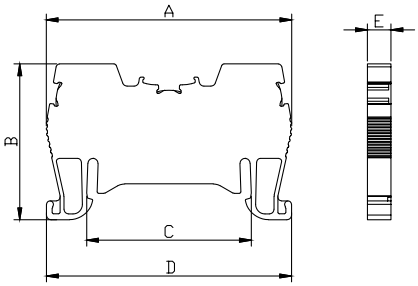

Dimensions (mm)	A	B	C	D	E
	52,0	33,0	34,5	51,9	5,0

MATERIAL	
Body	PA6.6
Bridge	Copper
Orange Button	PA6.6
Spring	Stainless Steel
Temp.	-40 ºC, +140 ºC
Cable Strip L.	9 mm

DATA	TSE / CE
Voltage	750 V
Current	17,5 A
Section	1,5 mm²
Norm	EN-60947-7-1

COLOURS			
	V2	V0	
COLOUR	Order No.	Order No.	Pcs.
GREY	1592	0532	100
CREAM	1593	0533	100
BLACK	1594	0534	100
BLUE	1595	0535	100
BROWN	1596	0536	100
RED	1597	0537	100
YELLOW	1598	0538	100
GREEN	1599	0539	100

ACCESSORIES			
Cross Connection	Order No.	Section	Pcs.
	1920	1,5 / 2	100
	1921	1,5 / 3	100
	1922	1,5 / 4	100
	1923	1,5 / 10	30
	1924	1,5 / 20	20
Stopper	1202,1222,1212		
Group Sticker	1232		
Marking	9770 / 5443 / 4442 / 9540 / 7301		

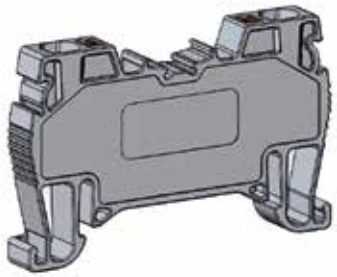

OPK 2,5

Order No: 0572

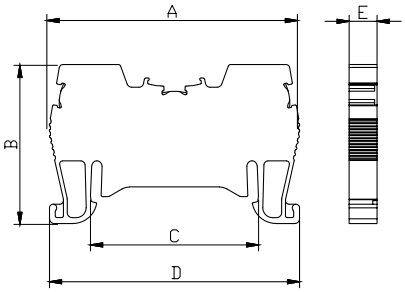

Dimensions (mm)	A	B	C	D	E
	52,0	33,0	34,5	51,9	5,8

MATERIAL	
Body	PA6.6
Bridge	Copper
Orange Button	PA6.6
Spring	Stainless Steel
Temp.	-40 ºC, +140 ºC
Cable Strip L.	9 mm

DATA	TSE / CE	UL
Voltage	750 V	600 V
Current	24 A	20 A
Section	2,5 mm²	12 AWG
Norm	EN-60947-7-1	UL 1059

COLOURS			
	V2	V0	
COLOUR	Order No.	Order No.	Pcs.
GREY	1502	0922	100
CREAM	1503	0923	100
BLACK	1504	0924	100
BLUE	1505	0925	100
BROWN	1506	0926	100
RED	1507	0927	100
YELLOW	1508	0928	100
GREEN	1509	0929	100

ACCESSORIES			
Cross Connection	Order No.	Section	Pcs.
	1925	2,5 / 2	100
	1926	2,5 / 3	100
	1927	2,5 / 4	75
	1928	2,5 / 10	30
	1929	2,5 / 20	20
Stopper	1202,1222,1212		
Group Sticker	1232		
Marking	9770 / 4440 / 4442 / 9540 / 7301		

OPK SERIES PUSH-IN CONNECTION TERMINAL BLOCKS

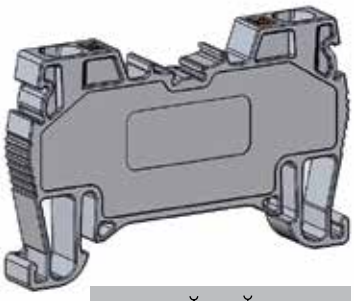

OPK 4

Order No: 0562

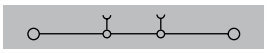

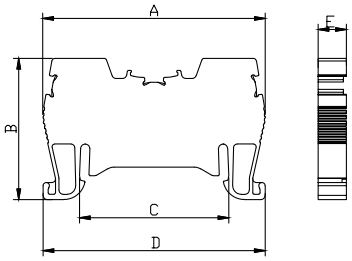

Dimensions (mm)	A	B	C	D	E
	52,0	33,0	34,5	51,9	6,6

MATERIAL	
Body	PA6.6
Bridge	Copper
Orange Button	PA6.6
Spring	Stainless Steel
Temp.	-40 ºC, +140 ºC
Cable Strip L.	9 mm

DATA	TSE / CE	UL
Voltage	750 V	600 V
Current	32 A	26 A
Section	4,0 mm²	10 AWG
Norm	EN-60947-7-1	UL 1059

COLOURS			
	V2	V0	
COLOUR	Order No.	Order No.	Pcs.
GREY	1512	0932	100
CREAM	1513	0933	100
BLACK	1514	0934	100
BLUE	1515	0935	100
BROWN	1516	0936	100
RED	1517	0937	100
YELLOW	1518	0938	100
GREEN	1519	0939	100

ACCESSORIES			
Cross Connection	Order No.	Section	Pcs.
	1930	4 / 2	100
	1931	4 / 3	100
	1932	4 / 4	50
	1933	4 / 10	30
	1934	4 / 20	20
Stopper	1202,1222,1212		
Group Sticker	1232		
Marking	9770 / 4390 / 4442 / 9540 / 7301		

OPK 6

Order No: 1522

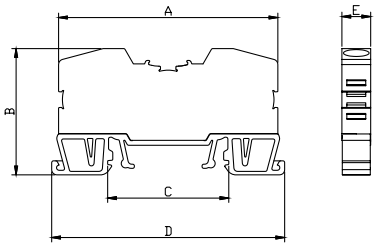

Dimensions (mm)	A	B	C	D	E
	62,5	36,0	34,5	66,4	8,2

MATERIAL	
Body	PA6.6
Bridge	Copper
Orange Button	PA6.6
Spring	Stainless Steel
Temp.	-40 ºC, +140 ºC
Cable Strip L.	12 mm

DATA	TSE / CE
Voltage	750 V
Current	41 A
Section	6,0 mm²
Norm	EN-60947-7-1

COLOURS			
	V2	V0	
COLOUR	Order No.	Order No.	Pcs.
GREY	1522	0942	100
CREAM	1523	0943	100
BLACK	1524	0944	100
BLUE	1525	0945	100
BROWN	1526	0946	100
RED	1527	0947	100
YELLOW	1528	0948	100
GREEN	1529	0949	100

ACCESSORIES			
Cross Connection	Order No.	Section	Pcs.
	1945	6 / 2	100
	1946	6 / 3	50
	1947	6 / 4	50
	1948	6 / 10	15
	1949	6 / 20	10
Stopper	1202,1222,1212		
Group Sticker	1232		
Marking	9770 / 2630 / 4442 / 9540 / 7301		

OPK SERIES PUSH-IN CONNECTION TERMINAL BLOCKS

OPK 10
Order No: 1532

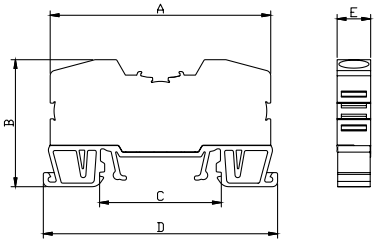

Dimensions (mm)	A	B	C	D	E
	62,5	36,0	34,5	66,4	9,5

MATERIAL	
Body	PA6.6
Bridge	Copper
Orange Button	PA6.6
Spring	Stainless Steel
Temp.	-40 ºC, +140 ºC
Cable Strip L.	12 mm

DATA	TSE / CE
Voltage	750 V
Current	57 A
Section	10 mm²
Norm	EN-60947-7-1

COLOURS			
	V2	V0	
COLOUR	Order No.	Order No.	Pcs.
GREY	1532	0952	100
CREAM	1533	0953	100
BLACK	1534	0954	100
BLUE	1535	0955	100
BROWN	1536	0956	100
RED	1537	0957	100
YELLOW	1538	0958	100
GREEN	1539	0959	100

ACCESSORIES			
Cross Connection	Order No.	Section	Pcs.
	1950	10 / 2	100
	1951	10 / 3	50
	1952	10 / 4	50
	1953	10 / 10	15
	1954	10 / 20	10
Stopper	1202,1222,1212		
Group Sticker	1232		
Marking	9770 / 2630 / 4442 / 9540 / 7301		



OPK 16
Order No: 1542

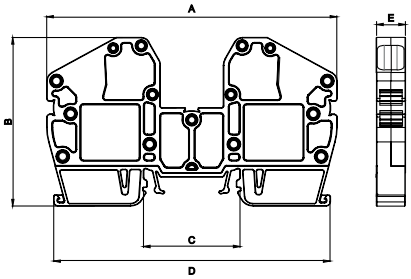

Dimensions (mm)	A	B	C	D	E
	103,0	60,0	34,5	98,0	10,7

MATERIAL	
Body	PA6.6
Bridge	Copper
Orange Button	PA6.6
Spring	Stainless Steel
Temp.	-40 ºC, +140 ºC
Cable Strip L.	22 mm

DATA	TSE / CE
Voltage	750 V
Current	76 A
Section	16 mm²
Norm	EN-60947-7-1

COLOURS			
	V2	V0	
COLOUR	Order No.	Order No.	Pcs.
GREY	1542	0962	30
CREAM	1543	0963	30
BLACK	1544	0964	30
BLUE	1545	0965	30
BROWN	1546	0966	30
RED	1547	0967	30
YELLOW	1548	0968	30
GREEN	1549	0969	30

ACCESSORIES			
Cross Connection	Order No.	Section	Pcs.
	1955	16 / 2	10
	1956	16 / 3	10
	1957	16 / 4	10
	1958	16 / 10	10
Stopper	1202,1222,1212		
Group Sticker	1232		
Marking	9770 / 4442 / 9540		

OPK SERIES PUSH-IN CONNECTION TERMINAL BLOCKS

OPK 35
Order No: 1552

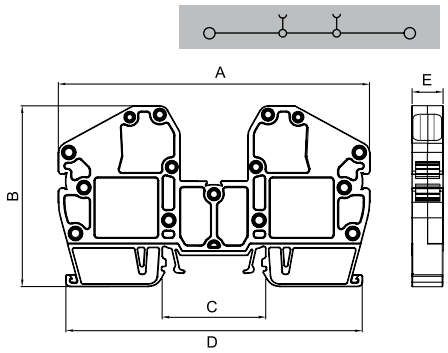

Dimensions (mm)	A	B	C	D	E
	103,0	60,0	34,5	98,0	15,2

MATERIAL	
Body	PA6.6
Bridge	Copper
Orange Button	PA6.6
Spring	Stainless Steel
Temp.	-40 ºC, +140 ºC
Cable Strip L.	22 mm

ACCESSORIES			
Cross Connection	Order No.	Section	Pcs.
	1959	35 / 2	10
	1960	35 / 3	10
	1961	35 / 4	10
	1962	35 / 10	10
Stopper	1202,1222,1212		
Group Sticker	1232		
Marking	9770 / 4442 / 9540		

COLOURS			
	V2	V0	
COLOUR	Order No.	Order No.	Pcs.
GREY	1552	0972	20
CREAM	1553	0973	20
BLACK	1554	0974	20
BLUE	1555	0975	20
BROWN	1556	0976	20
RED	1557	0977	20
YELLOW	1558	0978	20
GREEN	1559	0979	20

DATA	TSE / CE
Voltage	750 V
Current	125 A
Section	35 mm^2
Norm	EN-60947-7-1

OPK SLIM SERIES PUSH-IN CONNECTION TERMINAL BLOCKS

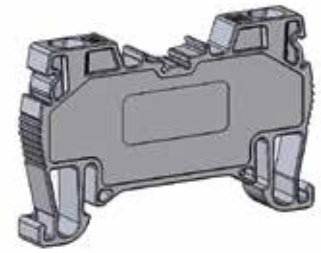

OPK SLIM 2,5

Order No: 0572

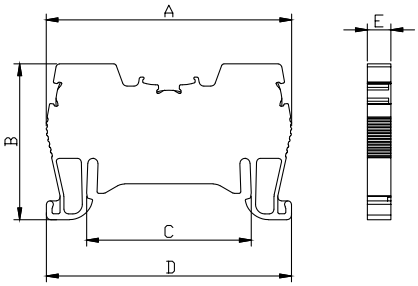

Dimensions (mm)	A	B	C	D	E
	52,0	33,0	34,5	51,9	5,0

MATERIAL	
Body	PA6.6
Bridge	Copper
Orange Button	PA6.6
Spring	Stainless Steel
Temp.	-40 ºC, +140 ºC
Cable Strip L.	9 mm

DATA	TSE / CE
Voltage	750 V
Current	24 A
Section	2,5 mm²
Norm	EN-60947-7-1

COLOURS			
	V2	V0	
COLOUR	Order No.	Order No.	Pcs.
GREY	0572	0542	100
CREAM	0573	0543	100
BLACK	0574	0544	100
BLUE	0575	0545	100
BROWN	0576	0546	100
RED	0577	0547	100
YELLOW	0578	0548	100
GREEN	0579	0549	100

ACCESSORIES			
Cross Connection	Order No.	Section	Pcs.
	1920	1,5 / 2	100
	1921	1,5 / 3	100
	1922	1,5 / 4	100
	1923	1,5 / 10	30
	1924	1,5 / 20	20
Stopper	1202,1222,1212		
Group Sticker	1232		
Marking	9770 / 5443 / 4442 / 9540 / 7301		

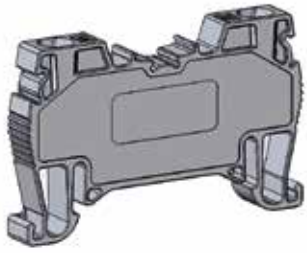

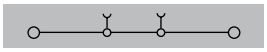

OPK SLIM 4

Order No: 0562

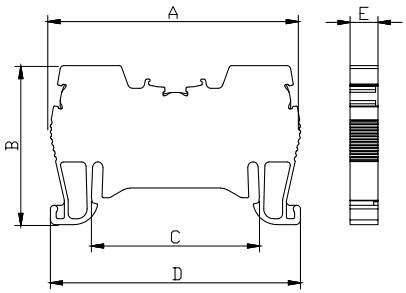

Dimensions (mm)	A	B	C	D	E
	52,0	33,0	34,5	51,9	5,8

MATERIAL	
Body	PA6.6
Bridge	Copper
Orange Button	PA6.6
Spring	Stainless Steel
Temp.	-40 ºC, +140 ºC
Cable Strip L.	9 mm

DATA	TSE / CE
Voltage	750 V
Current	32 A
Section	4,0 mm²
Norm	EN-60947-7-1

COLOURS			
	V2	V0	
COLOUR	Order No.	Order No.	Pcs.
GREY	0562	0552	100
CREAM	0563	0553	100
BLACK	0564	0554	100
BLUE	0565	0555	100
BROWN	0566	0556	100
RED	0567	0557	100
YELLOW	0568	0558	100
GREEN	0569	0559	100

ACCESSORIES			
Cross Connection	Order No.	Section	Pcs.
	1925	2,5 / 2	100
	1926	2,5 / 3	100
	1927	2,5 / 4	75
	1928	2,5 / 10	30
	1929	2,5 / 20	20
Stopper	1202,1222,1212		
Group Sticker	1232		
Marking	9770 / 4440 / 4442 / 9540 / 7301		

OPK SERIES PUSH-IN CONNECTION EARTH RAIL TERMINAL BLOCKS

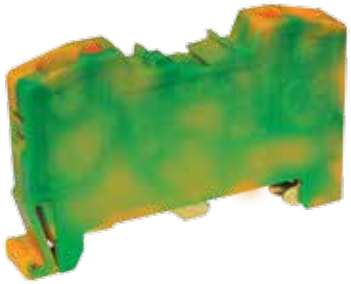

OTK - 4
Order No: 1199

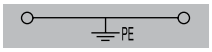

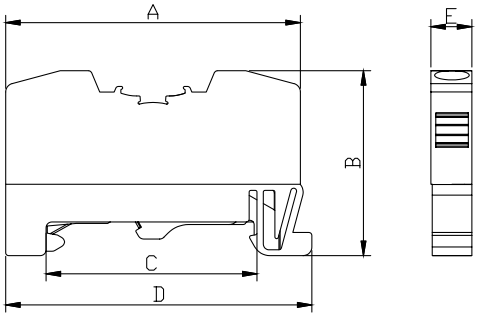

Dimensions (mm)	A	B	C	D	E
	51,0	31,8	34,5	52,6	7,1

MATERIAL	
Body	PA6.6
Bridge	Copper
Orange Button	PA6.6
Spring/ Yay	Stainless Steel
The Foot Which Contact to the Rail	Brass
Temp.	-40 ºC, +140 ºC
Cable Strip L.	9 mm

DATA	TSE / CE
Voltage	750 V
Section	4,0 mm²
Norm	EN-60947-7-2
Pcs	100

ACCESSORIES	
Stopper	1202,1222,1212
Group Sticker	1232
Marking	9770 / 4390 / 4442 / 9540 7301

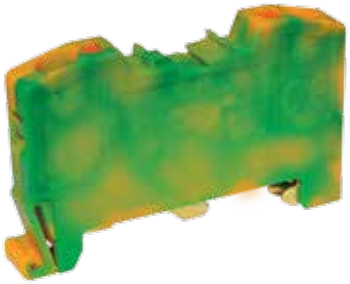

OTK - 10
Order No: 1200

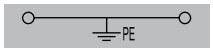

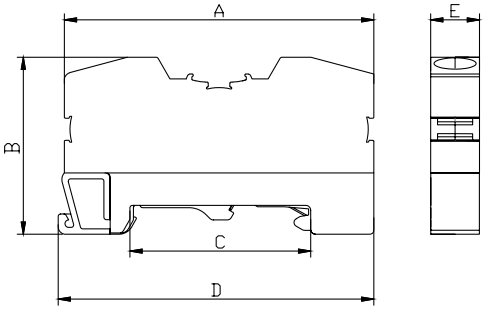

Dimensions (mm)	A	B	C	D	E
	62,5	36,5	34,5	64,5	10,0

MATERIAL	
Body	PA6.6
Bridge	Copper
Orange Button	PA6.6
Spring/ Yay	Stainless Steel
The Foot Which Contact to the Rail	Brass
Temp.	-40 ºC, +140 ºC
Cable Strip L.	12 mm

DATA	TSE / CE
Voltage	750 V
Section	10 mm²
Norm	EN-60947-7-2
Pcs	100

ACCESSORIES	
Stopper	1202,1222,1212
Group Sticker	1232
Marking	9770 / 2630 / 4442 / 9540 7301

OPK SERIES PUSH-IN CONNECTION DOUBLE RAIL TERMINAL BLOCKS

OPK - D 2,5
Order No: 1782

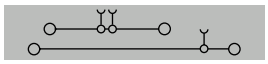

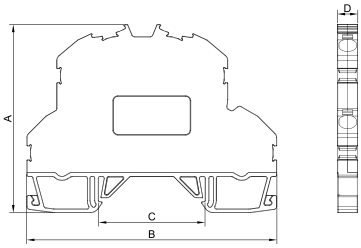

Dimensions (mm)	A	B	C	D
	61,0	81,0	34,5	5,9

MATERIAL	
Body	PA6.6
Bridge	Copper
Orange Button	PA6.6
Spring	Stainless Steel
Temp./	-40 ºC, +140 ºC
Cable Strip L.	9 mm

DATA	TSE / CE	UL
Voltage	750 V	300 V
Current	24 A	16 A
Section	2,5 mm²	12 AWG
Norm	EN-60947-7-1	UL 1059

COLOURS		
COLOUR	Order No.	Pcs.
GREY	1782	50
CREAM	1783	50
BLACK	1784	50
BLUE	1785	50
BROWN	1786	50
RED	1787	50
YELLOW	1788	50
GREEN	1789	50

ACCESSORIES			
Cross Connection	Order No	Section	Pcs.
	1925	2,5 / 2	100
	1926	2,5 / 3	100
	1927	2,5 / 4	75
	1928	2,5 / 10	30
	1929	2,5 / 20	20
Stopper	1202,1222,1212		
Group Sticker	1232		
Marking	9770 / 4440 / 4442 / 9540 / 7301		
Bridged	2572		
Diode	2582		

OPK - D 4
Order No: 1792

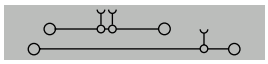

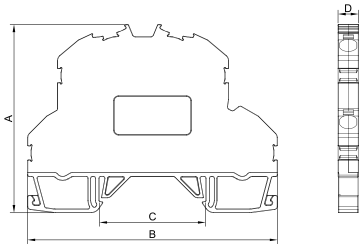

Dimensions (mm)	A	B	C	D
	61,0	81,0	34,5	6,7

MATERIAL	
Body	PA6.6
Bridge	Copper
Orange Button	PA6.6
Spring	Stainless Steel
Temp./	-40 ºC, +140 ºC
Cable Strip L.	9 mm

DATA	TSE / CE	UL
Voltage	750 V	300 V
Current	32 A	22 A
Section	4,0 mm²	10 AWG
Norm	EN-60947-7-1	UL 1059

COLOURS		
COLOUR	Order No.	Pcs.
GREY	1792	50
CREAM	1793	50
BLACK	1794	50
BLUE	1795	50
BROWN	1796	50
RED	1797	50
YELLOW	1798	50
GREEN	1799	50

ACCESSORIES			
Cross Connection	Order No	Section	Pcs.
	1930	4 / 2	100
	1931	4 / 3	100
	1932	4 / 4	50
	1933	4 / 10	30
	1934	4 / 20	20
Stopper	1202,1222,1212		
Group Sticker	1232		
Marking	9770 / 4442 / 9540 / 7301 / 4390		
Bridged	2592		
Diode	2602		

OPK SERIES PUSH-IN CONNECTION TRIPLE RAIL TERMINAL BLOCKS



OPK - T/2,5

Order No: 1852

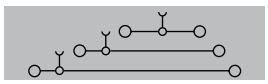

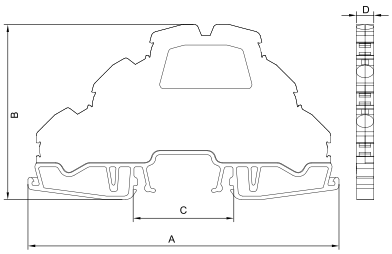

Dimensions (mm)	A	B	C	D
	106,0	60,0	34,5	5,9

MATERIAL	
Body	PA6.6
Bridge	Copper
Orange Button	PA6.6
Spring	Stainless Steel
Temp.	-40 ºC, +140 ºC
Cable Strip L.	9 mm

DATA / VERİ	TSE / CE
Voltage	750 V
Current	24 A
Section	2,5 mm^2
Norm	EN-60947-7-1

COLOURS		
COLOUR	Order No.	Pcs.
GREY	1852	50
CREAM	1853	50
BLACK	1854	50
BLUE	1855	50
BROWN	1856	50
RED	1857	50
YELLOW	1858	50
GREEN	1859	50

ACCESSORIES			
Cross Connection	Order No.	Section	Pcs.
	1925	2,5 / 2	100
	1926	2,5 / 3	100
	1927	2,5 / 4	75
	1928	2,5 / 10	30
	1929	2,5 / 20	20
Stopper	1202,1222,1212		
Group Sticker	1232		
Marking	9540		
Bridged	1862		
Earth	1872		



OPK - 3/4

Order No: 1882

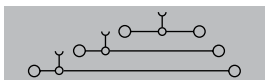

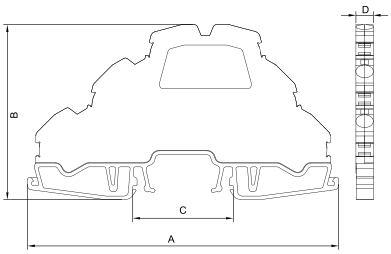

Dimensions (mm)	A	B	C	D
	106,0	60,0	34,5	6,7

MATERIAL	
Body	PA6.6
Bridge	Copper
Orange Button	PA6.6
Spring	Stainless Steel
Temp.	-40 ºC, +140 ºC
Cable Strip L.	9 mm

DATA	TSE / CE
Voltage	750 V
Current	32 A
Section	4,0 mm^2
Norm	EN-60947-7-1

COLOURS		
COLOUR	Order No.	Pcs.
GREY	1882	50
CREAM	1883	50
BLACK	1884	50
BLUE	1885	50
BROWN	1886	50
RED	1887	50
YELLOW	1888	50
GREEN	1889	50

ACCESSORIES			
Cross Connection	Order No.	Section	Pcs.
	1930	4 / 2	100
	1931	4 / 3	100
	1932	4 / 4	50
	1933	4 / 10	30
	1934	4 / 20	20
Stopper	1202,1222,1212		
Group Sticker	1232		
Marking	9540		
Bridged	1892		
Earth	1902		

OPK SERIES PUSH-IN CONNECTION TRIPLE RAIL TERMINAL BLOCKS

OPK - T/2,5 Earth

Order No: 1872

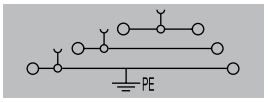

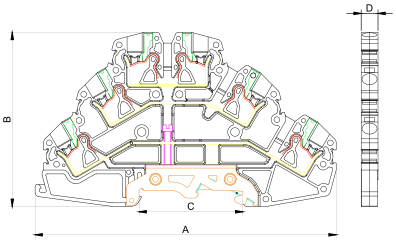

Dimensions (mm)	A	B	C	D
	106	60,0	34,5	5,9

MATERIAL	
Body	PA6.6
Bridge	Copper
Orange Button	PA6.6
Spring	Stainless Steel
The Foot Which Contact to the Rail	Brass
Temp.	-40 ºC, +140 ºC
Cable Strip L.	9 mm

DATA	TSE / CE
Voltage	750 V
Current	24 A
Section	2,5 mm^2
Norm	EN-60947-7-1

ACCESSORIES

Cross Connection

Order No.	Section	Pcs.
1925	2,5 / 2	100
1926	2,5 / 3	100
1927	2,5 / 4	75
1928	2,5 / 10	30
1929	2,5 / 20	20

Stopper	1202,1222,1212
Group Sticker	1232
Marking	9540
Bridged	1862

OPK - T/4 Earth

Order No: 1902

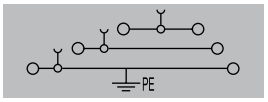

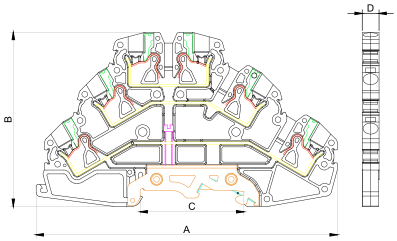

Dimensions (mm)	A	B	C	D
	106	60,0	34,5	6,7

MATERIAL	
Body	PA6.6
Bridge	Copper
Orange Button	PA6.6
Spring	Stainless Steel
The Foot Which Contact to the Rail	Brass
Temp.	-40 ºC, +140 ºC
Cable Strip L.	9 mm

DATA	TSE / CE
Voltage	750 V
Current	32 A
Section	4,0 mm^2
Norm	EN-60947-7-1

ACCESSORIES

Cross Connection

Order No.	Section	Pcs.
1930	4 / 2	100
1931	4 / 3	100
1932	4 / 4	50
1933	4 / 10	30
1934	4 / 20	20

Stopper	1202,1222,1212
Group Sticker	1232
Marking	9540
Bridged	1892

OPK SERIES PUSH-IN CONNECTION TERMINAL BLOCKS

OPK - 1IN / 2OUT

Order No: 1262

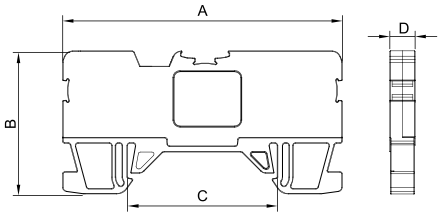

Dimensions (mm)	A	B	C	D
	64,8	33,0	34,5	5,9

MATERIAL	
Body	PA6.6
Bridge	Copper
Orange Button	PA6.6
Spring	Stainless Steel
Temp.	-40 ºC, +140 ºC
Cable Strip L.	9 mm

DATA	TSE / CE
Voltage	750 V
Current	24 A
Section	2,5 mm²
Norm	EN-60947-7-1

COLOURS		
COLOUR	Order No.	Pcs.
GREY	1262	50
CREAM	1263	50
BLACK	1264	50
BLUE	1265	50
BROWN	1266	50
RED	1267	50
YELLOW	1268	50
GREEN	1269	50

ACCESSORIES			
Cross Connection	Order No.	Section	Pcs.
	1925	2,5 / 2	100
	1926	2,5 / 3	100
	1927	2,5 / 4	75
	1928	2,5 / 10	30
	1929	2,5 / 20	20
Stopper	1202,1222,1212		
Group Sticker	1232		
Marking	9770 / 4440 / 4442 / 9540 / 7301		



OPK - 2IN / 2OUT

Order No: 1252

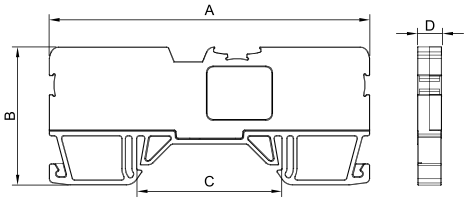

Dimensions (mm)	A	B	C	D
	77,3	33,3	34,5	5,9

MATERIAL	
Body	PA6.6
Bridge	Copper
Orange Button	PA6.6
Spring	Stainless Steel
Temp.	-40 ºC, +140 ºC
Cable Strip L.	9 mm

DATA	TSE / CE
Voltage	750 V
Current	24 A
Section	2,5 mm²
Norm	EN-60947-7-1

COLOURS		
COLOUR	Order No.	Pcs.
GREY	1252	50
CREAM	1253	50
BLACK	1254	50
BLUE	1255	50
BROWN	1256	50
RED	1257	50
YELLOW	1258	50
GREEN	1259	50

ACCESSORIES			
Cross Connection	Order No.	Section	Pcs.
	1925	2,5 / 2	100
	1926	2,5 / 3	100
	1927	2,5 / 4	75
	1928	2,5 / 10	30
	1929	2,5 / 20	20
Stopper	1202,1222,1212		
Group Sticker	1232		
Marking	9770 / 4440 / 4442 / 9540 / 7301		

OPK SERIES PUSH-IN TEST TERMINAL BLOCKS



OPK - 2IN/2OUT
Order No: 1242

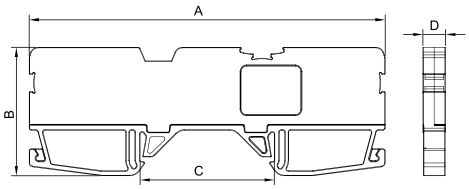

Dimensions (mm)	A	B	C	D
	91,8	33,0	34,5	5,9

MATERIAL	
Body	PA6.6
Bridge	Copper
Orange Button	PA6.6
Spring	Stainless Steel
Temp.	-40 ºC, +140 ºC
Cable Strip L.	9 mm

DATA	TSE / CE
Voltage	750 V
Current	24 A
Section	2,5 mm²
Norm	EN-60947-7-1

COLOURS		
COLOUR	Order No.	Pcs.
GREY	1242	50
CREAM	1243	50
BLACK	1244	50
BLUE	1245	50
BROWN	1246	50
RED	1247	50
YELLOW	1248	50
GREEN	1249	50

ACCESSORIES			
Cross Connection	Order No	Section	Pcs
	1925	2,5 / 2	100
	1926	2,5 / 3	100
	1927	2,5 / 4	75
	1928	2,5 / 10	30
	1929	2,5 / 20	20
Stopper	1202,1222,1212		
Group Sticker	1232		
Marking	9770 / 4440 / 4442 / 9540 / 7301		

OPK SERIES PUSH-IN FUSED TERMINAL BLOCKS



OPK - S 2,5
Order No: 2482

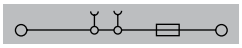

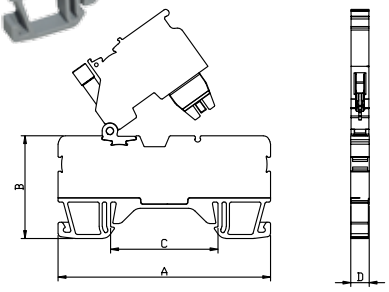

Dimensions (mm)	A	B	C	D
	68,3	33,0	34,5	5,9

MATERIAL	
Body	PA6.6
Bridge	Copper
Orange Button	PA6.6
Spring	Stainless Steel
Temp.	-40 ºC, +140 ºC
Cable Strip L.	9 mm

DATA	TSE / CE
Voltage	750 V
Current	6,3 A
Section	2,5 mm²
Norm	EN-60947-7-3

COLOURS		
COLOUR	Order No.	Pcs.
GREY	2482	50
CREAM	2483	50
BLACK	2484	50
BLUE	2485	50
BROWN	2486	50
RED	2487	50
YELLOW	2488	50
GREEN	2489	50

VOLTAGE	
Volt	Order No.
Empty	2482
Bar	2492
12 V AC/DC LED	2502
24 V AC/DC LED	2512
48 V AC/DC LED	2532
110 V AC/DC LED	2552
220 V AC/DC LED	2562

ACCESSORIES			
Cross Connection	Order No	Section	Pcs
	1925	2,5 / 2	100
	1926	2,5 / 3	100
	1927	2,5 / 4	75
	1928	2,5 / 10	30
	1929	2,5 / 20	20
Stopper	1202,1222,1212		
Group Sticker	1232		
Marking	9770 / 4440 / 4442 / 9540		
Glass Fuse	WE-FS-52		

GLASS FUSE

CODE	TYPE	BOX	CARTON
WE-FS-52	5x20 mm Glass Fuse (0.2.....10A Please inform amp.)	100	1000

MRK AND OPK SERIES SCREWLESS STOPPER

Screwless Stopper
Order No: 1202

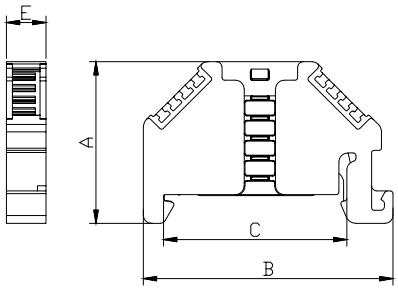

Dimensions (mm)	A	B	C	D
	30,7	47,4	34,5	7,5

MATERIAL	
Body	PA
Metal Leg	Stainless Steel
Temp.	-40 ºC, +140 ºC
Pcs	100

ACCESSORIES	
Marking	9770 / 4440 / 4442 / 9540 5443 / 4390 / 2630

MRK AND OPK SERIES MINI STOPPER

Mini Stopper
Order No: 1222

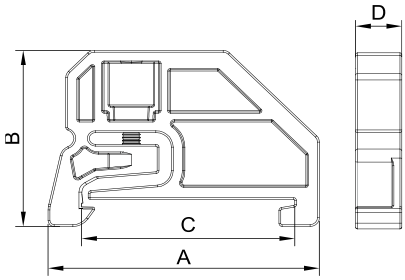

Dimensions (mm)	A	B	C	D
	43,0	30,0	34,5	7,5

MATERIAL	
Body	PA
Screw	Steel
Temp.	-40 ºC, +140 ºC
Pcs	100

ACCESSORIES	
Marking	9770 / 4440 / 4442 / 9540 5443 / 4390

GROUP MARKER

Group Marker
Order No: 1482

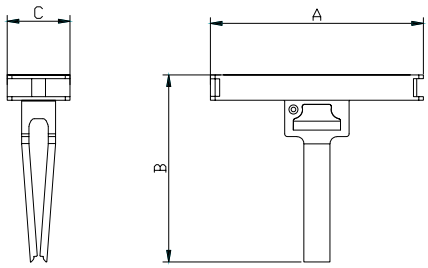

Dimensions (mm)	A	B	C
	46,2	40,6	13,6

MATERIAL	
Body	PC
Temp.	-40 ºC, +140 ºC
Pcs	100

OPK SERIES SEPARATION PLATE

Order No: 0592

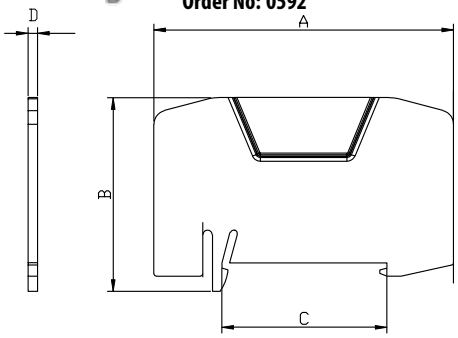

Dimensions (mm)	A	B	C	D
	63,5	41,3	34,5	2,0

MATERIAL	
Body	PA
Temp.	-40 ºC, +140 ºC
Pcs	25

MRK AND OPK SERIES BIG STOPPER

Big Stopper
Order No: 1212

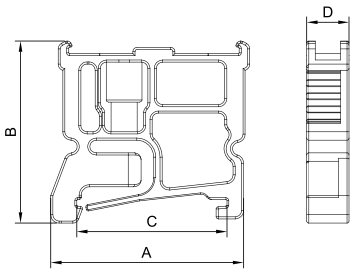

Dimensions (mm)	A	B	C	D
	44,6	43,5	34,5	9,8

MATERIAL	
Body	PA
Screw	Steel
Temp.	-40 ºC, +140 ºC
Pcs	100

ACCESSORIES	
Marking	9770 / 4440 / 4442 / 9540 5443 / 4390

MRK AND OPK SERIES STOPPER WITH GROUP STICKER

Stopper With Group Sticker
Order No: 1232

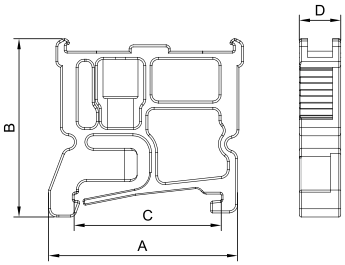

Dimensions (mm)	A	B	C	D
	44,6	43,5	34,5	9,8

MATERIAL	
Body	PA
Screw	Steel
Temp.	-40 ºC, +140 ºC
Pcs	100

ACCESSORIES	
Marking	9770 / 4440 / 4442 / 9540 5443 / 4390

OPK SERIES CROSS CONNECTIONS

MATERIAL	
Isolation	PA 6.6
Body	Brass
Covering	Tin

Note: All 1,5 mm², 2,5 mm² and 4 mm² cross connections can be both used for MRK and OPK Series.

For the Slim Series, please check the relevant product accessories section.

COLOUR	CODE	TYPE	BOX
Orange	**ONKA-1920**	1.5 x 2	100
Orange	**ONKA-1921**	1.5 x 3	100
Orange	**ONKA-1922**	1.5 x 4	100
Orange	**ONKA-1923**	1.5 x 10	30
Orange	**ONKA-1924**	1.5 x 20	20
Orange	**ONKA-1925**	2.5 x 2	100
Orange	**ONKA-1926**	2.5 x 3	100
Orange	**ONKA-1927**	2.5 x 4	75
Orange	**ONKA-1928**	2.5 x 10	30
Orange	**ONKA-1929**	2.5 x 20	20
Orange	**ONKA-1930**	4 x 2	100
Orange	**ONKA-1931**	4 x 3	100
Orange	**ONKA-1932**	4 x 4	50
Orange	**ONKA-1933**	4 x 10	30
Orange	**ONKA-1934**	4 x 20	20
Red	**ONKA-1945**	6 x 2	100
Red	**ONKA-1946**	6 x 3	50
Red	**ONKA-1947**	6 x 4	50
Red	**ONKA-1948**	6 x 10	15
Red	**ONKA-1949**	6 x 20	10
Red	**ONKA-1950**	10 x 2	100
Red	**ONKA-1951**	10 x 3	50
Red	**ONKA-1952**	10 x 4	50
Red	**ONKA-1953**	10 x 10	15
Red	**ONKA-1954**	10 x 20	10
Red	**ONKA-1955**	16 x 2	10
Red	**ONKA-1956**	16 x 3	10
Red	**ONKA-1957**	16 x 4	10
Red	**ONKA-1958**	16 x 10	10
Red	**ONKA-1959**	35 x 2	10
Red	**ONKA-1960**	35 x 3	10
Red	**ONKA-1961**	35 x 4	10
Red	**ONKA-1962**	35 x 10	10



• The metal parts can not be certainly dissolved in the case of the plastic isolation part's monolithic.

• It can be cutted in the middle of the comb bridge (example 10 and 20 pin bridges).



• It can be easily removed with the screwdriver in the case of the notch over the bridge.

• It is provided the bridge to the terminal within the plastic parts.



• In the case of the pin's curved and diagonal structure it can be touched from 4 points to copper busbar.



Range of Products;

- *MPK Series Push-In connection mini terminal blocks*
- *MPK Series Push-In connection mini earth terminal blocks*
- *MPK Series Push-In connection bridged mini terminal blocks*
- *MPK Series Screwless stopper*
- *MPK Series Stopper & end Bracket (Rail Mountable)*
- *MPK Series Stopper & end Bracket (Ground Mountable)*

MPK SERIES

MPK SERIES PUSH-IN CONNECTION MINI TERMINAL BLOCKS

MPK - 2,5 Closed Type

Order No: 1422

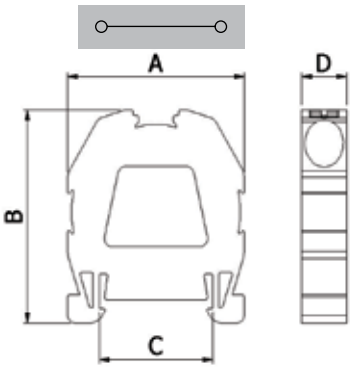

Dimensions (mm)	A	B	C	D
	23,0	26,4	15,0	5,9

MATERIAL	
Body	PA6.6
Bridge	Copper
Spring	Stainless Steel
Temp.	-40 ºC, +140 ºC
Cable Strip L.	8 mm

DATA	TSE / CE
Voltage	750 V
Current	24 A
Section	2,5 mm²
Norm	EN-60947-7-1

COLOURS		
COLOUR	Order No.	Pcs.
GREY	1422	100
CREAM	1423	100
BLACK	1424	100
BLUE	1425	100
BROWN	1426	100
RED	1427	100
YELLOW	1428	100
GREEN	1429	100

ACCESSORIES	
Stopper	1472
Marking	9540
Rail	4247, 4252, 4102, 4112

MPK - 2,5 Open Type

Order No: 1462

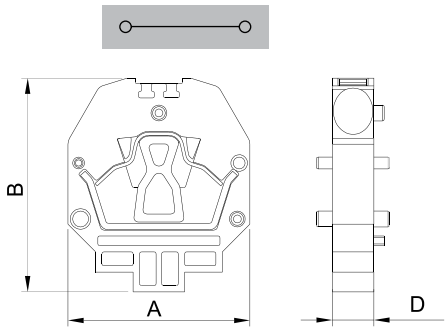

Dimensions (mm)	A	B	D
	23,0	27,0	5,3

MATERIAL	
Body	PA6.6
Bridge	Copper
Spring	Stainless Steel
Temp.	-40 ºC, +140 ºC
Cable Strip L.	8 mm

DATA	TSE / CE
Voltage	750 V
Current	24 A
Section	2,5 mm²
Norm	EN-60947-7-1

COLOURS		
COLOUR	Order No.	Pcs.
GREY	1462	100
CREAM	1463	100
BLACK	1464	100
BLUE	1465	100
BROWN	1466	100
RED	1467	100
YELLOW	1468	100
GREEN	1469	100

ACCESSORIES	
Stopper	1442,1452
Marking	9540
Rail	4247, 4252, 4102, 4112

MPK SERIES PUSH-IN CONNECTION EARTH MINI TERMINAL BLOCKS

MPK - 2,5 (Earth) Closed Type

Order No: 1470

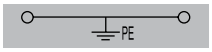

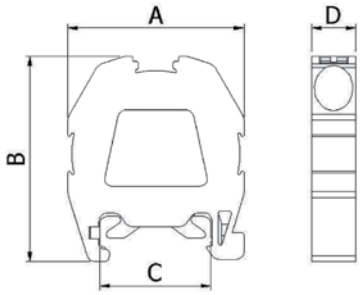

Dimensions (mm)	A	B	C	D
	23,0	26,5	15,0	5,9

MATERIAL	
Body	PA6.6
Bridge	Copper
Spring	Stainless Steel
The Foot Which Contact to the Rail	Brass
Temp.	-40 ºC, +140 ºC
Cable Strip L.	8 mm

DATA	TSE / CE
Voltage	750 V
Section	2,5 mm²
Norm	EN-60947-7-1
Pcs	100

ACCESSORIES	
Stopper	1472
Marking	9540
Rail	4247, 4252, 4102, 4112

MPK SERIES PUSH-IN CONNECTION EARTH MINI TERMINAL BLOCKS



MPK - 2,5 (Bridged) Open Type

Order No: 1432

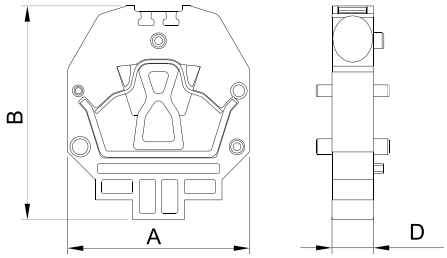

Dimensions (mm)	A	B	D
	23,0	27,0	5,3

MATERIAL	
Body	PA6.6
Bridge	Copper
Spring	Stainless Steel
The Foot Which Contact to the Rail	Brass
Temp.	-40 ºC, +140 ºC
Cable Strip L.	8 mm

DATA	TSE / CE
Voltage	750 V
Section	2,5 mm²
Norm	EN-60947-7-1

COLOURS		
COLOUR	Order No.	Pcs.
GREY	1432	100
CREAM	1433	100
BLACK	1434	100
BLUE	1435	100
BROWN	1436	100
RED	1437	100
YELLOW	1438	100
GREEN	1439	100

ACCESSORIES	
Stopper	1442,1452
Marking	9540
Rail	4247, 4252, 4102, 4112

MPK SERIES SCREWLESS STOPPER

MPK Stopper
Order No: 1472

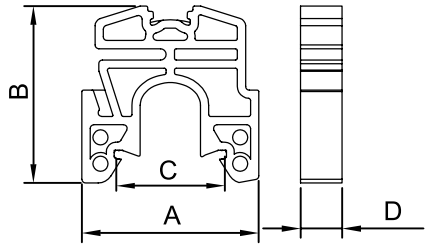

Dimensions (mm)	A	B	C	D
	23,5	23,5	14,5	5,5

MATERIAL	
Body	PA6.6
Temp.	-40 ºC, +140 ºC
Metal Leg	Steel
Pcs	100

ACCESSORIES	
Marking	9540

MPK SERIES STOPPER & END BRACKET (RAIL MOUNTABLE)

MPK Stopper & End Bracket
Order No: 1442

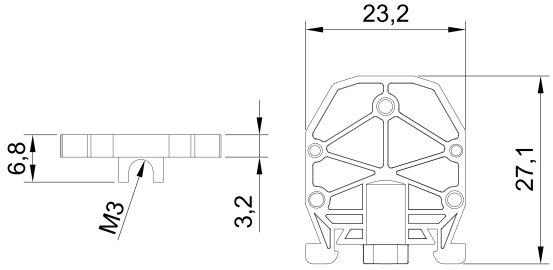

MATERIAL	
Body	PA6.6
Temp.	-40 ºC, +140 ºC
Pcs	100

MPK SERIES STOPPER & END BRACKET (GROUND MOUNTABLE)

MPK Stopper & End Bracket
Order No: 1452

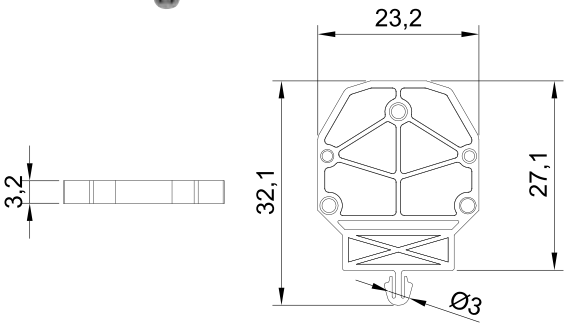

MATERIAL	
Body	PA6.6
Temp.	-40 ºC, +140 ºC
Pcs	100



ELECTRONIC TERMINAL BLOCKS & RELAY MODULES

Range of Products;

- *Push-in connection electronic terminal blocks relays*
- *Lamp testing modules*
- *Lamp testing modules*
- *Diode cards*
- *Optocoupler modules*
- *Relay cords*

ELECTRONIC T. BLOCKS RELAY MODULES

PUSH-IN ELECTORNIC TERMINAL BLOCKS RELAYS

PUSH IN

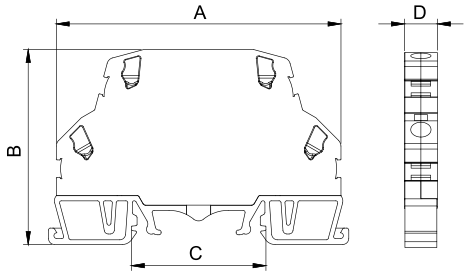

Dimensions (mm)	A	B	C	D
	73,0	50,0	34,5	8,5

MATERIAL	
Body	PA6.6 V2
Bridge	Copper
Orange Button	PA6.6 V2
Spring	Stainless Steel
Temp.	-40 ºC, +140 ºC
Cable Strip L.	9 mm

ACCESSORIES	
Stopper	1202,1222,1212
Group Sticker	1232
Marking	9770 / 4440 / 4442 / 9540

CODE	DESCRIPTIONS
ONKA-600-ERDM	Reverse Current Protection Module
ONKA-601-ERDM	Coil Reverse Current Protection Module
ONKA-602-ERDM	Lamp Testing Module Single
ONKA-603-ERDM	Two Channel Diode Module
ONKA-604-ERDM	Voltage Meter 204 VDC.
ONKA-605-ERDM	Voltage Meter 220 VAC.
ONKA-606-ERDM	Voltage Meter, Reverse Current Dump 24 VDC.
ONKA-607-ERDM	Surge Protection (Varistor) 30 V.
ONKA-608-ERDM	Surge Protection (Varistor) 75 V.
ONKA-609-ERDM	Surge Protection (Varistor) 130 V.
ONKA-610-ERDM	Surge Protection (Varistor) 275 V.
ONKA-611-ERDM	Voltage Meter, Rectifier 24 VAC.
ONKA-612-ERDM	Voltage Meter, Rectifier 110 VAC.
ONKA-613-ERDM	Voltage Meter, Rectifier 220 VAC.

600

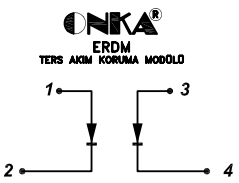

601

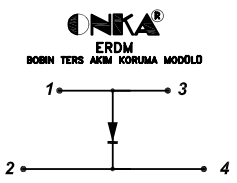

602

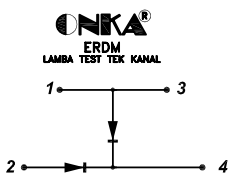

603

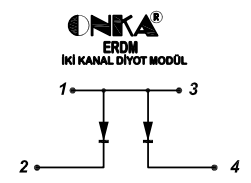

604

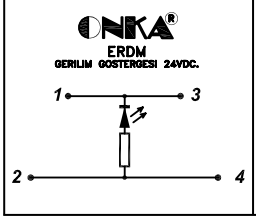

605

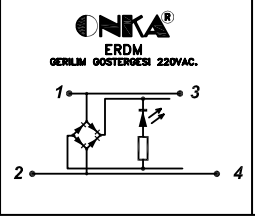

606

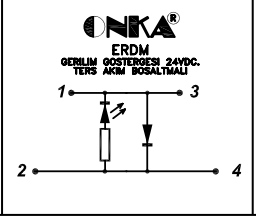

607-608-609-610

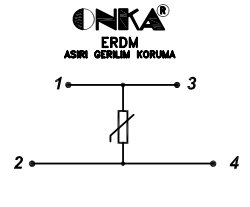

611-612-613

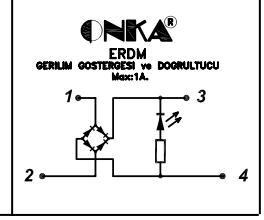

ELECTRONIC TERMINAL BLOCKS

PUSH IN

600 Reverse Current Protection Module — Coil Reverse Current Protection Module 601

Description: Prevents reverse current in case of DC voltage. When connection of coil circuit is cut off, if any contactor, relay or valve is used in DC current, reverse electromotive force which reaches 1000V can be generated. The reverse electromotive force can damage to circuit. This incident is faced in case of coils used in DC current.

602 Lamp Testing Module One Channel — Lamp Testing Module Two Channel 603

Description: Controls whether the lamps in the signal circuits are stable. Signal lamps in electrical panels or leds in mimic diagrams used in large facilities. However, in case of lamp or led failure, any problem in facilities cannot be emerged. Therefore stability of these lamps or leds need to be tested periodically. The testing can be applied by a button on lamp testing card. It is preferred because it is terminal connection where the diode is needed. Diods are used as 1a and 700v.

604 - 605 Voltage Meter / Gerilim Göstergeleri

Description: Indicates the on/off action with led for 24VDC or 220VAC in electrical systems

606 Voltage Meter, Reverse Current Dump

Description: Indicates the on/off action with led for 24VDC in electrical systems. Additionally, protects coil with diode inside against inverse current.

607 - 608 609 - 610 Surge protection (Varistor) 30VAC-75VAC-130VAC-275VAC

Description: Varistor is a resistor. Its resistance can change depends on voltage. Therefore, shunt connection is made for circuit which is protected. In case of over voltage, short circuit generated and fuse blown.

611-612 613 Voltage Meter, Rectifier 24-110-220VAC

Description: AC current from No: 1 and No: 2 terminals is transmitted to DC current and conducted to No: 3 and No: 4 terminals. This transmission is controlled with led indication.

ELECTRONIC MODULES

101 ... 107 Diode Cards



Description: Manufactured in 7 different types as 6, 12, 14 channels common anode, 14 channels common cathode 22 channel anode and cathode. Diodes are used as 1A and 700V.

120 - 121 Lamp Testing Card

Description: Controls the signal lamp in the machine or electric panel. They are manufactured as 8 channels and 16 channels.

130 ... 132 Optocupier Modules

Description: In PLC or micro processor systems it protects the processor and PLC by electrically isolating the electronic circuit from the power circuit. This card is used as micro processor input and output it is 4 channels. It is isolated in both circuits. The work is followed by the led on.

255 .... 405 Relay Modules



Description: Relay is a must for control panels. In our manufacture these relays are manufactured as start with led reverse current protection diode. More effective than the individial used relays. Also cheaper by decreasing of relay number. They are manufactured as 2, 4, 8,16 channels and 24 VDC, 220 VAC. This type is manufactured as with socket.

LAMP TESTING, DIODE CARDS, OPTOCOUPLER MODULES

LAMP TESTING MODULES

CODE	DESCRIPTIONS
ONKA-120-ELT8	Lamp Testing Card 8 Channels
ONKA-121-ELT16	Lamp Testing Card 16 Channels

DIODE CARDS

CODE	DESCRIPTIONS
ONKA-101-EDM6	Diode Card 6 Channels
ONKA-102-EDM8	Diode Card 8 Channels
ONKA-103-EDM12	Diode Card 12 Channels
ONKA-104-EDM14A	Diode Card 14 Channels Anode
ONKA-105-EDM14K	Diode Card 14 Channels Anode
ONKA-106-EDM22A	Diode Card 22 Channels Anode
ONKA-107-EDM22K	Diode Card 22 Channels Anode

OPTOCOUPLER MODULES

CODE	DESCRIPTIONS
ONKA-130-EOM-4	Optocoupler Card 4 Channels, 5VDC Input, 24 VDC, NPN
ONKA-131-EOM-4	Optocoupler Card 4 Channels, 12 VAC / DC Input, 24 VDC, NPN
ONKA-132-EOM-4	Optocoupler Card 4 Channels, 12 VAC / DC Input, 24 VDC, NPN

RELAY CARDS



SINGLE CONTACT , 2 MODULES

CODE	DESCRIPTION
ONKA-255-E24RMTS2 (+)	Single Contact 16 A. Relay Module Socket "+ Common" 24 VDC
ONKA-257-E24RMTS2 (-)	Single Contact 16 A. Relay Module Socket "- Common" 24 VDC
ONKA-265-E220RMTSO2	Single Contact 16 A. Relay Module Socket 220 VAC

SINGLE CONTACT , 4 MODULES

CODE	DESCRIPTION
ONKA-305-E24RMTS4 (+)	Single Contact 16 A. Relay Module Socket "+ Common" 24 VDC
ONKA-307-E24RMTS4 (-)	Single Contact 16 A. Relay Module Socket "- Common" 24 VDC
ONKA-315-E220RMTSO4	Single Contact 16 A. Relay Module Socket 220 VAC.



SINGLE CONTACT , 8 MODULES

CODE / KOD	DESCRIPTION / AÇIKLAMA
ONKA-355-E24RMTS8 (+)	Single Contact 16 A. Relay Module Socket "+ Common" 24 VDC
ONKA-357-E24RMTS8 (-)	Single Contact 16 A. Relay Module Socket "- Common" 24 VDC
ONKA-365-E220RMTSO8	Single Contact 16 A. Relay Module Socket 220 VAC.



SINGLE CONTACT , 16 MODULES

CODE	DESCRIPTION
ONKA-401-E24RMTS16 (+)	Single Contact 16 A. Relay Module Socket "+ Common" 24 VDC
ONKA-403-E24RMTS16 (-)	Single Contact 16 A. Relay Module Socket "- Common" 24 VDC
ONKA-405-E220RMTSO16	Single Contact 16 A. Relay Module Socket 220 VAC.



Range of Products;

- *Polypropylen plastic terminal strips*
- *Polyamide terminal strips*
- *Polycarbon terminal strips*
- *Modular socket cnnectors*
- *Modular equipment terminal strips*
- *Steatite Connectors*
- *Junction box terminal*
- *Wire nut connector*
- *Push-in wire connector*
- *Transformer terminal blocks*
- *Mini connectors (for aspirator)*
- *Telescopic connection terminal for Cu-Busbars (With pallet)*
- *Connection terminals for Cu- Busbars (Spring)*

TERMINAL STRIPS
SOCKET CONNECTORS
STEATITE CONNECTORS
OTHER TERMINALS

POLYPROPYLEN PLASTIC TERMINAL STRIPS

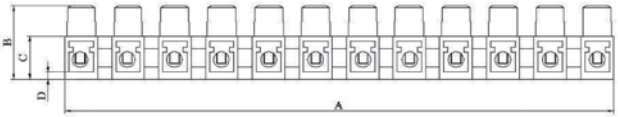



Note: The mounting hole ih the center is produced as **rounded.**

MATERIAL	
Isolation Material	PP
Contact	CK45 Steel
Work Temperature	(-20 ºC, +85 ºC)
Connection Type	Screw / Steel
Norm	EN-60998-2-1

DESCIRIPTIONS

CODE	No.	Pole	Torque (Nm)	C.Strip L. (mm)	Section (mm^2)	Current (A)	Voltage (V)	A (mm)	B (mm)	C (mm)	D (mm)	E (mm)	F (mm)	G (mm)	H (mm)	Pcs.
ONKA-5000	No. 0	12	0,4	6,0	0,75 -1,5	17,5	400	91,2	13,8	8,8	2	14,8	6	5,4	7,8	100
ONKA-5001	No. 1	12	0,5	6,0	2,5 - 4	32,0	400	116	16,6	9,75	2,4	18,8	7,6	6,55	9,95	50
ONKA-5002	No. 2	12	0,8	8,0	4 - 6	41,0	400	135,3	17,6	10,3	1,3	18,8	8,7	7,7	11,6	50
ONKA-5003	No. 3	10	1,2	9,0	6 - 10	57,0	400	138,5	21,6	13,6	2,8	22,5	9,3	9,8	14,3	50
ONKA-5004	No. 4	6	2,0	10,0	10 - 16	76,0	500	96,5	25,7	15,6	3,3	29,5	11,7	12	16,9	50
ONKA-5005	No. 5	6	2,5	11,0	16 - 25	101,0	500	106,8	27,4	17,7	3	30,4	11,7	14,3	18,5	50

POLYAMIDE TERMINAL STRIPS (V2)

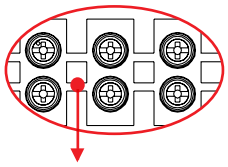

Note: For No.1, No.2 and No.3 terminal strips The mounting hole in the center is produced as square.

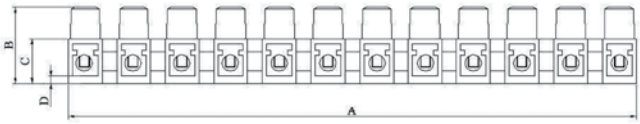



MATERIAL	
Isolation Material	PA
Contact	CK45 Steel
Connection Type	Screw / Steel
Norm	EN-60998-2-1

DESCIRIPTIONS

CODE	No.	Pole	Torque (Nm)	C.Strip L. (mm)	Section (mm^2)	Current (A)	Voltage (V)	A (mm)	B (mm)	C (mm)	D (mm)	E (mm)	F (mm)	G (mm)	H (mm)	Pcs.
ONKA-5010	No. 0	12	0,4	6,0	0,75 -1,5	17,5	400	91,2	13,8	8,8	2	14,8	6	5,4	7,8	100
ONKA-5011	No. 1	12	0,5	6,0	2,5 - 4	32,0	400	116	16,6	9,75	2,15	18,8	7,6	6,55	9,95	50
ONKA-5012	No. 2	12	0,8	8,0	4 - 6	41,0	400	135,3	18,3	10,55	1,65	20,2	8,7	7,7	11,6	50
ONKA-5013	No. 3	10	1,2	9,0	6 - 10	57,0	400	138,7	21,6	13,6	2,8	22,7	9,3	10	14,3	50
ONKA-5014	No. 4	6	2,0	10,0	10 - 16	76,0	500	96,5	25,5	15,6	3	29,5	11,7	12	16,9	50
ONKA-5015	No. 5	6	2,5	11,0	16 - 25	101,0	500	106,8	27,4	17,7	3	30,4	11,7	14,3	18,5	50
ONKA-5016	No. 3	3	1,2	9,0	6 - 10	57,0	400	39,3	20,3	13,6	2,4	21,2	9,5	10,7	14,3	250

POLYCARBON TERMINAL STRIPS (V2)

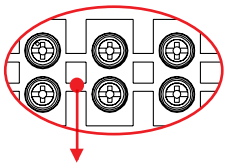

Note: For No.1, No.2 and No.3 terminal strips The mounting hole in the center is produced as square.

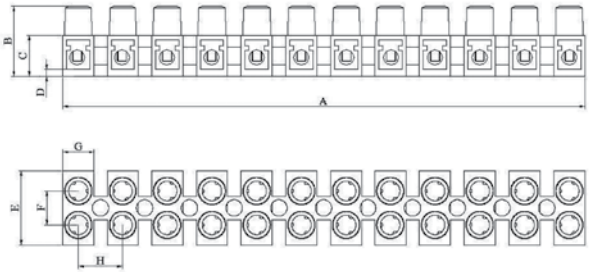

MATERIAL	
Isolation Material	Polycarbon (V2)
Contact	CK45 Steel
Work Temperature	(-40 ºC, +140 ºC)
Connection Type	Screw / Steel
Norm	EN-60998-2-1

DESCIRIPTIONS

CODE	No.	Pole	Torque (Nm)	C.Strip L. (mm)	Section (mm^2)	Current (A)	Voltage (V)	A (mm)	B (mm)	C (mm)	D (mm)	E (mm)	F (mm)	G (mm)	H (mm)	Pcs.
ONKA-5020	No. 0	12	0,4	6,0	0,75 -1,5	17,5	400	91	13,9	8,9	2,1	14,9	6,0	5,5	7,9	100
ONKA-5021	No. 1	12	0,5	6,0	2,5 - 4	32,0	400	115,5	16,8	10	2,4	19,0	7,5	6,5	10,0	50
ONKA-5022	No. 2	12	0,8	8,0	4 - 6	41,0	400	134,7	18,4	10,5	1,7	20,9	8,8	7,8	11,7	50
ONKA-5023	No. 3	10	1,2	9,0	6 - 10	57,0	400	138,8	21,6	13,6	2,7	22,6	9,4	9,9	14,3	50
ONKA-5024	No. 4	6	2,0	10,0	10 - 16	76,0	500	96,5	25,6	15,6	3,1	29,6	11,7	12,0	17,0	50
ONKA-5025	No. 5	6	2,5	11,0	16 - 25	101,0	500	106,3	27,3	17,5	3,1	30	11,6	14,0	18,5	50
ONKA-5026	No. 3	3	1,2	9,0	6 - 10	57,0	400	38,4	21,6	13,6	2,7	22,6	9,4	9,9	12,8	250

POLYAMIDE TERMINAL STRIPS (V0)

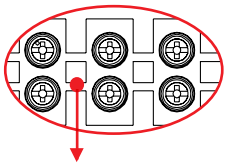

Note: For No.1, No.2 and No.3 terminal strips The mounting hole in the center is produced as square.

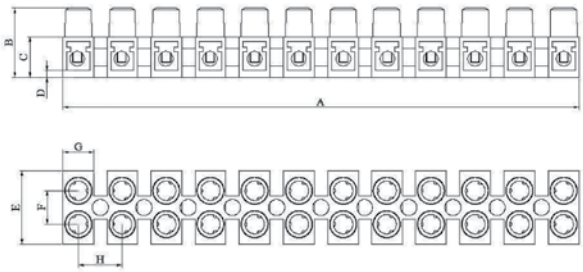

MATERIAL	
Isolation Material	PA 6.6 V0
Contact	CK45 Steel
Work Temperature	(-40 ºC, +200 ºC)
Connection Type	Screw / Steel
Norm	EN-60998-2-1

DESCIRIPTIONS

CODE	No.	Pole	Torque (Nm)	C.Strip L. (mm)	Section (mm^2)	Current (A)	Voltage (V)	A (mm)	B (mm)	C (mm)	D (mm)	E (mm)	F (mm)	G (mm)	H (mm)	Pcs.
ONKA-5029	No. 0	12	0,4	6,0	0,75 -1,5	17,5	400	91,0	13,9	8,9	2,1	14,9	6,0	5,5	7,9	100
ONKA-5030	No. 1	12	0,5	6,0	2,5 - 4	32,0	400	115,5	16,8	10,0	2,4	19,0	7,5	6,5	10,0	50
ONKA-5031	No. 2	12	0,8	8,0	4 - 6	41,0	400	134,7	18,4	10,5	1,7	20,9	8,8	7,8	11,7	50
ONKA-5032	No. 3	10	1,2	9,0	6 - 10	57,0	400	138,8	21,6	13,6	2,7	22,6	9,4	9,9	14,3	50
ONKA-5033	No. 4	6	2,0	10,0	10 - 16	76,0	500	96,5	25,6	15,6	3,1	29,6	11,7	12,0	17,0	50
ONKA-5034	No. 5	6	2,5	11,0	16 - 25	101,0	500	106,3	27,3	17,5	3,1	30,0	11,6	14,0	18,5	50
ONKA-5035	No. 3	3	1,2	9,0	6 - 10	57,0	400	38,4	21,6	13,6	2,7	22,6	9,4	9,9	12,8	250

POLYAMID TERMINAL STRIPS WITH PALLET (V2)

No: 0 - 5 poles are avaible
N0: 2 - 2 poles and 3 poles are avaible
No: 3 - 3 poles and 5 poles are avaible

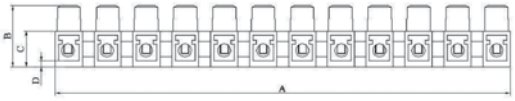

MATERIAL	
Isolation Material	PA
Contact	CK45 Steel
Work Temperature	(-40 ºC, +140 ºC)
Pallet	Ck 45 Steel
Connection Type	Screw / Steel
Norm	EN-60998-2-1

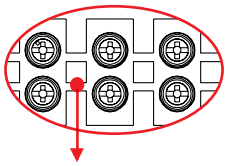

Note: For No.1, No.2 and No.3 terminal strips The mounting hole in the center is produced as square.

DESCIRIPTIONS

CODE	No.	Pole	Torque (Nm)	C.Strip L. (mm)	Section (mm²)	Current (A)	Voltage (V)	A (mm)	B (mm)	C (mm)	D (mm)	E (mm)	F (mm)	G (mm)	H (mm)	Pcs.
ONKA-5040	No. 1	12	0,5	6,0	2,5 - 4	32,0	400	116	16,6	9,75	2,15	18,8	7,6	6,55	9,95	50
ONKA-5041	No. 2	12	0,8	8,0	4 - 6	41,0	400	135,3	18,3	10,55	1,65	20,2	8,7	7,7	11,6	50
ONKA-5042	No. 3	10	1,2	9,0	6 - 10	57,0	400	138,7	21,6	13,6	2,8	22,7	9,3	10	14,3	50
ONKA-5043	No. 3	3	1,2	9,0	6 - 10	57,0	400	39,3	20,3	13,6	2,4	21,2	9,5	10,7	14,3	250

POLYCARBON TERMINAL STRIPS WITH PALLET (V2)

MATERIAL	
Isolation Material	Polycarbon (V2)
Contact	CK45 Steel
Work Temperature	(-40 ºC, +140 ºC)
Pallet	Ck 45 Steel
Connection Type	Screw / Steel
Norm	EN-60998-2-1

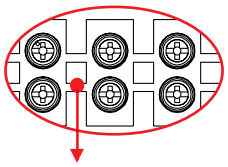

Note: For No.1, No.2 and No.3 terminal strips The mounting hole in the center is produced as square.

DESCIRIPTIONS

CODE	No.	Pole	Torque (Nm)	C.Strip L. (mm)	Section (mm²)	Current (A)	Voltage (V)	A (mm)	B (mm)	C (mm)	D (mm)	E (mm)	F (mm)	G (mm)	H (mm)	Pcs.
ONKA-5050	No. 1	12	0,5	6,0	2,5 - 4	32,0	400	115,5	16,8	10,0	2,4	19,0	7,5	6,5	10,0	50
ONKA-5051	No. 2	12	0,8	8,0	4 - 6	41,0	400	134,7	18,4	10,5	1,7	20,9	8,8	7,8	11,7	50
ONKA-5052	No. 3	10	1,2	9,0	6 - 10	57,0	400	138,8	21,6	13,6	2,7	22,6	9,4	9,9	14,3	50
ONKA-5053	No. 3	3	1,2	9,0	6 - 10	57,0	400	38,4	21,6	13,6	2,7	22,6	9,4	9,9	14,3	250

POLYAMIDE TERMINAL STRIPS WITH (PALLET (V0)

MATERIAL	
Isolation Material	PA 6.6 V0
Contact	CK45 Steel
Work Temperature	(-40 ºC, +200 ºC)
Pallet	Ck 45 Steel
Connection Type	Screw / Steel
Norm	EN-60998-2-1

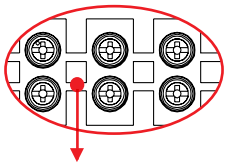

Not: No.1, No.2 ve No. 3 Sıra klemenslerde ortadaki montaj deliği kare olarak üretilmektedir.
Note: For No.1, No.2 and No.3 terminal strips The mounting hole in the center is produced as square.

DESCIRIPTIONS

CODE	No.	Pole	Torque (Nm)	C.Strip L. (mm)	Section (mm²)	Current (A)	Voltage (V)	A (mm)	B (mm)	C (mm)	D (mm)	E (mm)	F (mm)	G (mm)	H (mm)	Pcs.
ONKA-5056	No. 1	12	0,5	6,0	2,5 - 4	32,0	400	115,5	16,8	10,0	2,4	19,0	7,5	6,5	10,0	50
ONKA-5057	No. 2	12	0,8	8,0	4 - 6	41,0	400	134,7	18,4	10,5	1,7	20,9	8,8	7,8	11,7	50
ONKA-5058	No. 3	10	1,2	9,0	6 - 10	57,0	400	138,8	21,6	13,6	2,7	22,6	9,4	9,9	14,3	50
ONKA-5059	No. 3	3	1,2	9,0	6 - 10	57,0	400	38,4	21,6	13,6	2,7	22,6	9,4	9,9	14,3	250

PLASTIC PROTECTION CAPS 12 POLE



CODE	DESCRIPTIONS	BOX/ CARTON
ONKA-5071	Protection Caps (12)	100

MODULAR SOCKET CONNECTORS

5411

5421

5431

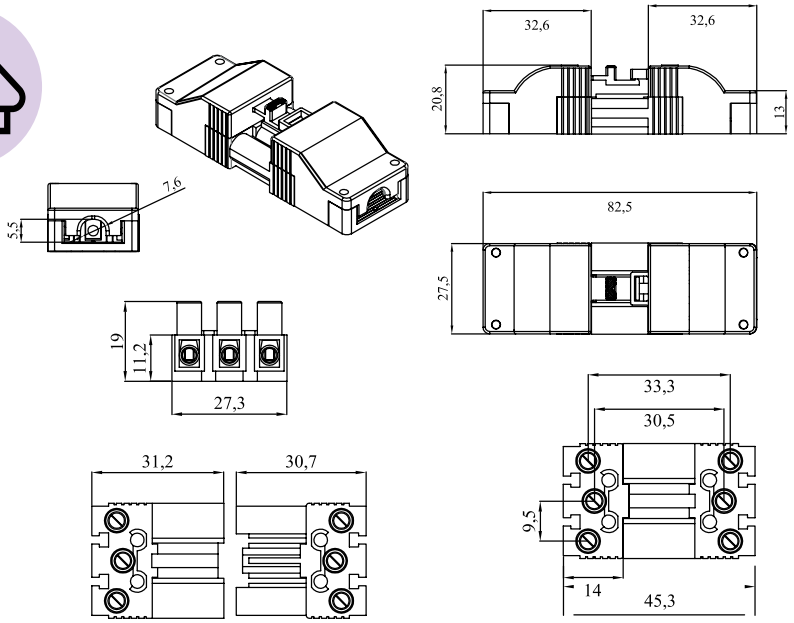

	MATERIAL
Body	PA
Contact	Brass
Screw	Steel
Temp.	-40 ºC, +140 ºC
Cable Strip L.	6 mm
Cable Sec.	2,5 mm²
Torque	0,5 Nm
Norm	EN 61984

CODE	DESCRIPTIONS	Color	Current (A)	Voltage (V)	Pcs. Box
ONKA-5062	No. 1 3 Pole Socket Connector	Grey	24	450	100
ONKA-5411		Black			100
ONKA-5065		White			100
ONKA-5808	Plastic Cover (Set)	Grey	24	450	45
ONKA-5066		White			45
ONKA-5421		Black			45
ONKA-5067	No. 1 3 Pole Socket Connector + Cover Set	White	24	450	45
ONKA-5431		Black			45
ONKA-5867		Grey			45

CONNECTION APPARATUS



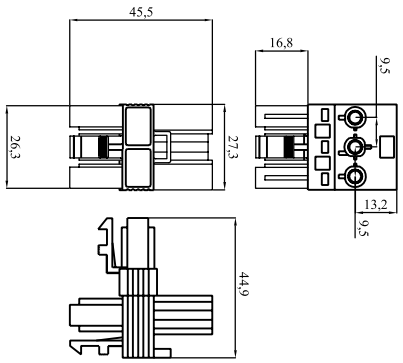

	MATERIAL
Body	PA
Contact	Brass
Screw	Steel
Temp.	-40 ºC, +140 ºC

CODE	DESCRIPTIONS	Color	Current (A)	Voltage (V)	Pcs. Box
ONKA-5080	2.5 - 4 mm² T Type Connection Apparatus	Grey	24	450	60
ONKA-5074		White			60
ONKA-5075		Black			60

6 POLE SOCKET CONNECTIORS

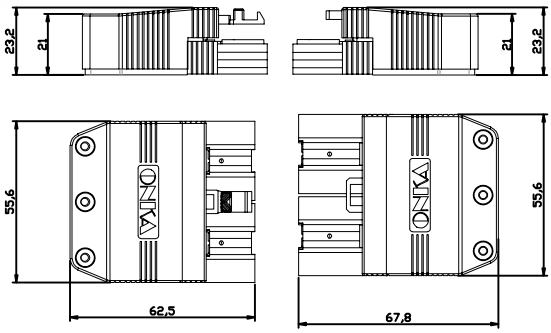

MATERIAL	
Body	PA
Contact	Brass
Screw	Steel
Temp.	-40 ºC, +140 ºC
Cable Strip L.	6 mm
Cable Sec.	2,5 mm²
Torque	0,5 Nm

CODE	DESCRIPTIONS	Colour	Current (A)	Voltage (V)	Pcs. Box
ONKA-5064	No:1, 6 Pole Socket Cover Set	White	24	450	16
ONKA-5063	No:1, 6 Pole Socket Cover Set	Black	24	450	16

MODULAR SOCKET CONNECTORS

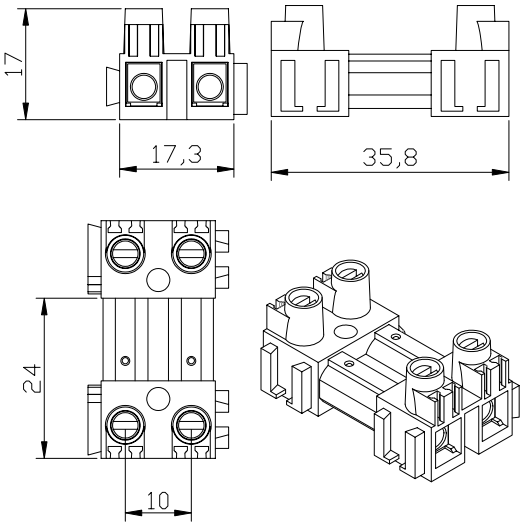

MATERIAL	
Body	PA
Contact	Brass
Screw	Steel
Temp.	-40 ºC, +140 ºC
Cable Strip L.	6 mm
Cable Sec.	2,5 mm²
Torque	0,5 Nm

ACCESSORIES	
Marking	9540 / 9541

CODE	DESCRIPTIONS	Color	Current (A)	Voltage (V)	Pcs. Box
ONKA-5068	NO. 1 - 2 Pole Socket Connector + Modular System	White	24	450	180
ONKA-5452		Black			180

12 SOCKET CONNECTORS WITH POLE (ONE-PIECE)

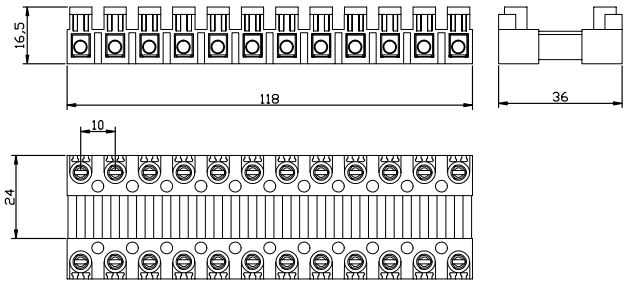

ACCESSORIES	
Marking	9540 / 9541

MATERIAL	
Body	PA
Contact	Brass
Screw	Steel
Temp.	-40 ºC, +140 ºC
Cable Strip L.	6 mm
Cable Sec.	2,5 mm²
Torque	0,5 Nm

CODE	DESCRIPTIONS	Color	Current (A)	Voltage (V)	Pcs. Box
ONKA-5401	No. 1 12 Pole Socket Connector 2.5 - 4 mm² (Male - Female Telescopic Lock System)	Grey	24	450	30
ONKA-5060		White			30
ONKA-5405		Black			30

MODULAR EQUIPMENT TERMINAL STRIPS

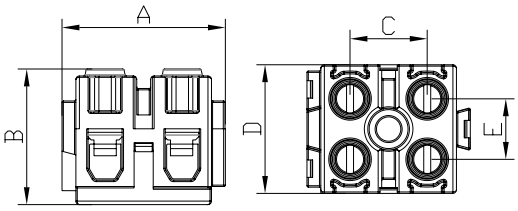

MATERIAL	
Isolation Material	PA
Contact	CK45 Steel
Work Temperature	(-40 ºC, +140 ºC)
Connection Type	Screw / Vidalı (Steel - Çelik)
Norm	EN-60998-2-1

ACCESSORIES	
Marking	9540 / 9541

MINT GREEN CODE	ORANGE CODE	GREY CODE	DESCRIPTIONS	Cable Section	Current (A)	Voltage (V)	Cable Strip Length (mm)	A (mm)	B (mm)	C (mm)	D (mm)	E (mm)	Pcs. Box
ONKA-5100	ONKA-5163	ONKA-5161	No. 1	2,5-4 mm²	32	400	6	21,1	16,5	9,7	15,6	7,4	250
ONKA- 5101	ONKA- 5173	ONKA- 5171	No. 2	4-6 mm²	41	400	8	23,5	19,5	11,1	18,5	8,7	144
ONKA- 5102	ONKA- 5183	ONKA- 5181	No. 3	6-10 mm²	57	400	9	30,3	21,7	13,9	21,7	9,1	75
ONKA- 5103	ONKA- 5193	ONKA- 5191	No 1-3'lü	2,5-4 mm²	32	400	6	30,7	16,5	9,3	15,6	6,7	200

ADVANTAGES OF ONKA STEATITE TERMINALS

Steatite; Used in the production of the insulating parts having higher electrical and mechanical strength than conventional porcelain materials.

Steatite terminals contact material is special alloy steel and thermal operating temperature 1100 ºC ' reaches up. It also carries ONKA steatite terminal block on 1000 ºC 'n operating temperature automatically.

Advantages in comparison to ceramics:

- Higher mechanical strength,
- Higher dimensional stability,
- Higher temperature resistance (1000 ºC and over)
- Higher acid resistance,
- longer lifespan,
- It has an insulating surface and surface electrical leakage is zero, this material is more efficient



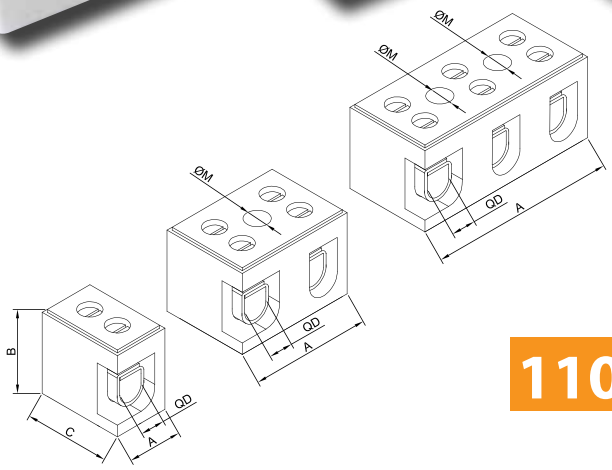

1100 °C

MATERIAL	
Isolation Material	Steatite
Contact	CK45 Steel
Work Temperature	Max. 1100 ºC
Connection Type	Screw / Steel
Norm	EN-60998-2-1

* U_{imp} : Impact strength voltage

DESCIRIPTIONS								
CODE	Name	Pole	A (mm)	B (mm)	C (mm)	D Ø (mm)	M Ø (mm)	Pcs./ Ad.
ONKA-5081	No. 0/2	2	22	16,5	18,5	4	4,3	150
ONKA-5082	No. 1/2	2	22,5	17	19	5	4,3	150
ONKA-5083	No. 1/3	3	36	17	19	5	4,3	100
ONKA-5084	No. 2/2	2	27	18,5	22	6	4,3	100
ONKA-5085	No. 2/3	3	40	18,5	22	6	4,3	50
ONKA-5086	No. 3/2	2	34	24,5	30	7	5,2	50
ONKA-5087	No. 3/3	3	51,5	25	30	7	5,2	35
ONKA-5088	No. 0/1	1	11	16,5	18,5	4	-	400
ONKA-5089	No. 1/1	1	11,5	17	19	5	-	350
ONKA-5090	No. 2/1	1	12	18,8	22	6	-	200
ONKA-5091	No. 3/1	1	17	25	30,3	7	-	100
ONKA-5093	No. 4/3	3	65,6	30	30	11	5,2	20
ONKA-5094	No. 5/3	3	65,6	30	30	11	5,2	20
ONKA-5095	No. 5/2	2	42	30	30	11	5,2	20

JUNCTION BOX TERMINAL (TRANSPARENT / COLOURFUL)

MATERIAL	
Body	Polycarbonate
Contact	CK45 Steel
Screw	Steel
Temp.	-40 ºC, +140 ºC
Cable Strip L.	10 mm
Torque	0,5 Nm

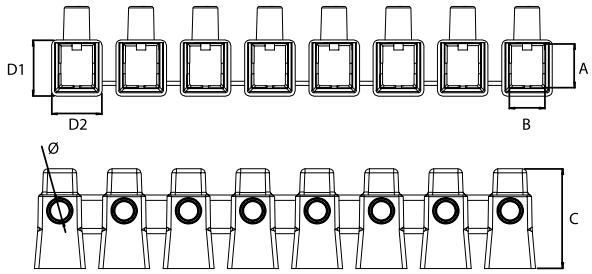

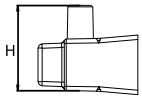

CODE	DESCRIPTIONS	Cable Section	Current (A)	Voltage (V)	A (mm)	B (mm)	C (mm)	D1 (mm)	D2(mm)	H (mm)	Ø (mm)	Pcs. Box
ONKA-5504	No.1	2,5-4 mm^2	32	400	6,5	5,5	13,0	9	8,0	14,0	4,5	600
ONKA-5514	No.2	4-6 mm^2	41	400	7,55	6,6	18,4	11,5	10,4	17,4	5,0	600
ONKA-5524	No.3	6-10 mm^2	57	400	8,8	7,7	22,0	12,9	11,9	20,0	6,0	600
ONKA-5534	No.4	10-16 mm^2	76	500	11,0	9,6	27,3	16,0	15,3	24,6	7,5	500
ONKA-5544	No.5	16-25 mm^2	101	500	12,8	11,2	26,0	16,8	16,4	26,0	7,4	500
ONKA-5554	No.6 - 7	25-35 mm^2	125	500	17,8	14,5	40,0	22,5	20,3	34,3	8,0	200

PUSH-IN WIRE CONNECTOR

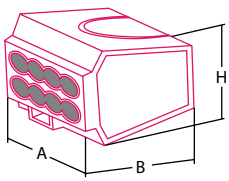

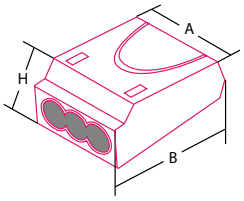

TRANSPARENT CODE	COLOUR CODE	COLOUR	CABLE CROSS SECTION	A	B	H	PCS BOX
ONKA - 8320	ONKA - 8339	2 Pole/Red	2.5 mm^2	10.5	19.5	9.5	100
ONKA - 8321	ONKA - 8350	3 Pole/Orange	2.5 mm^2	13.5	19.7	9.5	100
ONKA - 8322	ONKA - 8351	4 Pole/Yellow	2.5 mm^2	17.2	19.7	9.5	100
ONKA - 8323	ONKA - 8352	5 Pole/Grey	2.5 mm^2	21.1	19.7	9.5	100
ONKA - 8463	ONKA - 8464	6 Pole/White	2.5 mm^2	22.0	19.7	9.5	100
ONKA - 8324	ONKA - 8353	8 Black	2.5 mm^2	17.5	19.0	16.8	100

Thermoplastic UL 94/V2 norm, Temperature rating max. 105 °C, 600 V - 24 A

PUSH-IN WIRE CONNECTOR

- **Nominal Current: 32 A**
- **Nominal Voltage: 450 V**
- **0.14–4 mm^2 (24–12 AWG)**
- **0.2–4 mm^2 (24–12 AWG)**

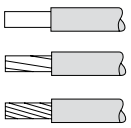

CODE	DESCRIPTIONS	PCS/BOX
ONKA-8840	2 Conductive Connection	100
ONKA-8842	3 Conductive Connection	100
ONKA-8844	5 Conductive Connection	100

TRANSFORMER TERMINAL BLOCKS

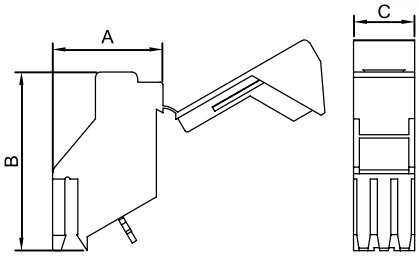

MATERIAL	
Body	PA6.6
Bridge	Copper / Silver Covering
Contact	CK45 Steel
Screw	Steel
Temp	-40 ºC, +140 ºC
Torque	0,5 Nm


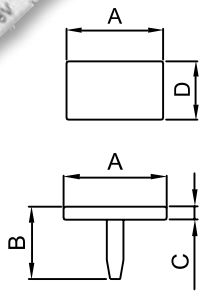

CODE	DESCRIPTIONS	Current (A)	Voltage (V)	Cable Strip Length (mm)	A (mm)	B (mm)	C (mm)	D (mm)	Pcs. Box
ONKA-5135	1 x 4 mm² High Type	32	690	8	19,2	32,0	7,6	-	200
ONKA-5136	2 x 4 mm² High Type	32	690	8	19,2	32,0	15,0	-	100
ONKA-5137	1 x 6 mm² High Type	41	690	10	22,0	34,0	11,0	-	100
ONKA-5139	Transformal Terminal Sticker Printless	-	-	-	6,25	4,4	0,8	3,8	500
ONKA-5140	Transformal Terminal Sticker Printed	-	-	-	6,25	4,4	0,8	3,8	500

MINI CONNECTORS (FOR ASPIRATOR)

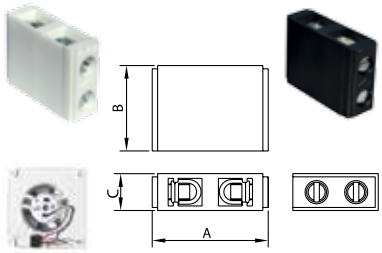

MATERIAL	
Body	PA6.6
Contact	CK45 Steel
Screw	Steel
Temp.	-40 ºC, +140 ºC
Cable Strip L.	6 mm
Cable Sec.	2,5 - 4 mm²
Torque	0,5 Nm
Norm	EN 60998 -2 -1

CODE	DESCRIPTIONS	Current (A)	Voltage (V)	A (mm)	B (mm)	C (mm)	Pcs. Box
ONKA-5130	Mini Connector White 2.5 - 4 mm²	32	400	22	16,2	7	250
ONKA-5130	Mini Connector Black 2.5 - 4 mm²	32	400	22	16,2	7	250

TELESCOPIC CONNECTION TERMINAL FOR Cu BUSBARS (WITH PALLET)


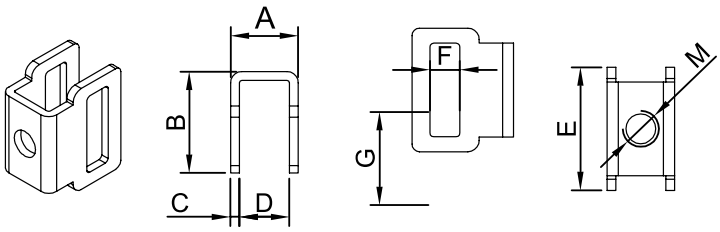

MATERIAL	
Square	CK45 Steel
Screw	Steel
Spring	DKP

CODE	DESCRIPTIONS	Current (A)	Voltage (V)	A (mm)	B (mm)	C (mm)	D (mm)	E (mm)	F (mm)	G (mm)	Ø	Pcs. Box
ONKA-2160	SK12 F3, 16 mm²	80	690	9,5	16,3	1,3	6,9	16,5	3,9	12,5	M5	300
ONKA-2161	SK12 F3, 35 mm²	100	690	12,5	17,7	1,5	9,5	16,5	3,9	12,5	M5	250
ONKA-2162	12x3 mm Electrolitic Cu Bar 1 Mt.											1 mt.

CONNECTION TERMINALS FOR Cu - BUSBARS (SPRING)



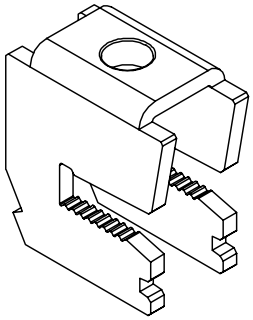

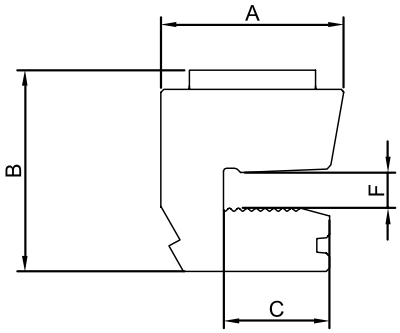

2140 2142 2144 2146



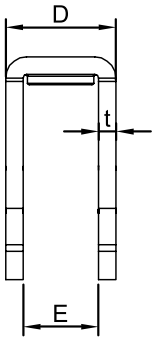

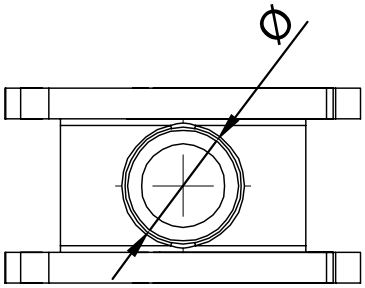

2141 2143 2145 2147



MATERIAL	
Body	DKP
Screw	Steel
Spring	DKP
Fixing spring	Stainless Steel

CODE	DESCRIPTIONS	Current (A)	Voltage (V)	A (mm)	B (mm)	C (mm)	D (mm)	E (mm)	F (mm)	t (mm)	Ø	Connecting Screw	Pcs. Box
ONKA-2140	SK16 F5, 1.5 - 16 mm^2	180	690	22,70	26,50	14	12	8	5,70	2	M5	PZ2	100
ONKA-2141	SK16F10, 1.5 -16 mm^2	180	690	22,70	30,30	14	12	8	10,90	2	M5	PZ2	100
ONKA-2142	SK35 F5, 1.5 - 35 mm^2	270	690	29	31	17	16	11	5,70	2,50	M8	SW13/PZ3	50
ONKA-2143	SK35F10,1.5 - 35 mm^2	270	690	29	36,0	17	16	11	10,90	2,50	M8	SW13/PZ3	50
ONKA-2144	SK70 F5, 16 - 70 mm^2	400	690	28	39	15,30	20,60	14,60	5,70	3	M8	SW13/PZ3	25
ONKA-2145	SK70F10, 16 - 70 mm^2	400	690	28	46	15,30	20,60	14,60	10,90	3	M8	SW13/PZ3	25
ONKA-2146	SK120 F5, 16 - 120 mm^2	440	690	29	45,80	15,40	23,50	17,50	5,70	3	M10	SW17/PZ4	25
ONKA-2147	SK120 F10, 16 - 120 mm^2	440	690	29	50,90	15,40	23,50	17,50	10,90	3	M10	SW17/PZ4	25

RAIL MOUNTING SOCKETS

Technical Features ;

- *Covered type*
- *Inlet and outlet (able to make the phase, neutral and earth connection from both sides of the top and the bottom*
- *16A, 250V*
- *Can be mounted onto the 35 x 7.5 rails.*
- *Up to 10 mm² cable connection can be made.*

Range of Products;

- *Inlet without LED*
- *Inlet-Outlet without LED*
- *Inlet with LED*
- *Inlet-Outlet with LED*
- *Inlet-UPS without LED*
- *Inlet-Outlet-UPS without LED*
- *Inlet-UPS with LED*
- *Inlet-Outlet-UPS with LED*

RAIL MOUNTING SOCKETS

RAIL MOUNTING SOCKETS

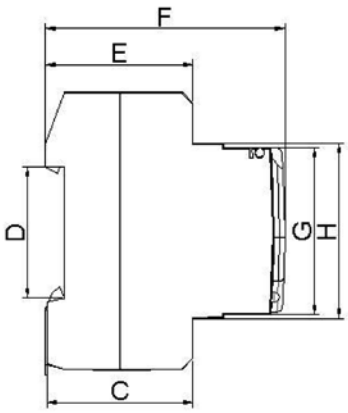

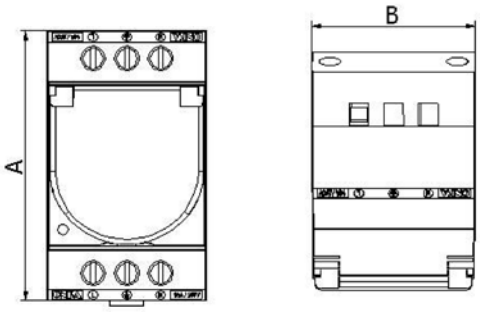

MATERIAL	
Body	PA
Bridge	Copper
Contact	CK45 Steel
Screw	Steel
Temp.	-40 ºC, +140 ºC
Leakage proof	IP20
Cable Strip L.	12 mm
Torque	0,8 Nm

DATA	TSE / CE
Voltage	750 V
Current	24 A
Section	6,0 mm²
Norm	EN-60947-7-1

DESCIRIPTIONS

CODE	Descriptions	Current (A)	Voltage (V)	A (mm)	B (mm)	C (mm)	D (mm)	E (mm)	F (mm)	G (mm)	H (mm)	Pcs.
ONKA-7160	Inlet without led	16,0	250	76	45,0	39,8	36,0	40,3	65,0	45,5	47,8	10
ONKA-7161	Inlet & Outlet without led	16,0	250	76	45,0	39,8	36,0	40,3	65,0	45,5	47,8	10
ONKA-7162	Inlet with led	16,0	250	76	45,0	39,8	36,0	40,3	65,0	45,5	47,8	10
ONKA-7163	Inlet & Outlet with led	16,0	250	76	45,0	39,8	36,0	40,3	65,0	45,5	47,8	10
ONKA-7164	Inlet & UPS without led	16,0	250	76	45,0	39,8	36,0	40,3	65,0	45,5	47,8	10
ONKA-7165	Inlet & Outlet UPS without led	16,0	250	76	45,0	39,8	36,0	40,3	65,0	45,5	47,8	10
ONKA-7166	Inlet & UPS with led	16,0	250	76	45,0	39,8	36,0	40,3	65,0	45,5	47,8	10
ONKA-7167	Inlet & Outlet UPS with led	16,0	250	76	45,0	39,8	36,0	40,3	65,0	45,5	47,8	10

POLYAMIDE CABLE GLAND

Technical Features:

IP Degree : IP68
Operating Temperature :-30 °c ,+80 °C
RAL : 7001, 7035, 9005
Material : PA 6
Standards : TS EN 62444, EN 60423

Range of Products;

- *PG Type IP 68 polyamide cable gland*
- *Metric type IP 68 polyamide cable gland*
- *PG type IP 54 polimide blindstop*
- *IP 54 rubber blindstop*
- *PG type poliamide nuts*
- *Metric type poliamide nuts*
- *PG type IP 68 spiral cable glands*
- *Metric type IP 68 spiral cable glans*
- *Panel air flow blindstop*
- *IP 54 panel air flow equpment*
- *IP 54 drainage equpment*

POLYAMIDE CABLE GLAND

PG TYPE IP 68 POLYAMIDE CABLE GLAND

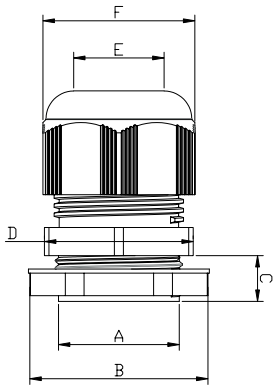

RAL 7001 CODE	RAL 7035 CODE	RAL 9005 CODE	SIZE	A (mm)	B (mm)	C (mm)	D (mm)	E Diameter of Con-traction (mm)	F (mm)	BOX/ CARTON
ONKA - 9000	ONKA - 9101	ONKA - 9102	PG-7	12,5	19	7,8	15	3 - 6	15	450 / 6750
ONKA - 9001	ONKA - 9111	ONKA - 9112	PG-9	15	22	8	19	4 - 8	19	300 / 4500
ONKA - 9002	ONKA - 9121	ONKA - 9122	PG-11	18,4	24	8	22	5 - 10	22	200 / 3000
ONKA - 9003	ONKA - 9131	ONKA - 9132	PG-13.5	20	27	10	24	6 - 12	24	175 / 2625
ONKA - 9004	ONKA - 9141	ONKA - 9142	PG-16	22	30	10	27	10 - 14	27	125 / 1875
ONKA - 9005	ONKA - 9151	ONKA - 9152	PG-21	28	36	11	33	13 - 18	33	75 / 1125
ONKA - 9006	ONKA - 9161	ONKA - 9162	PG-29	37	46	11	42	18 - 25	42	40 / 600
ONKA - 9007	ONKA - 9171	ONKA - 9172	PG-36	47	61	16,9	53	22 - 32	53,5	20 / 300
ONKA - 9008	ONKA - 9181	ONKA - 9182	PG-42	54	65	13,6	60	32 - 38	60	15 / 225
ONKA - 9009	ONKA - 9191	ONKA - 9192	PG-48	60	70	13,6	65	37 - 44	65,5	12 / 180

METRIC TYPE IP 68 POLYAMIDE CABLE GLAND

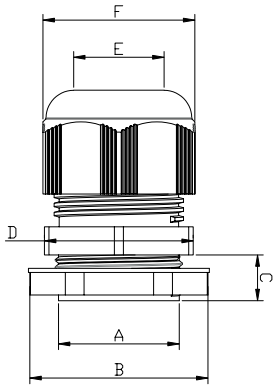

RAL 7001 CODE	RAL 7035 CODE	RAL 9005 CODE	SIZE	A (mm)	B (mm)	C (mm)	D (mm)	E Diameter of Contraction (mm)	F (mm)	BOX/ CARTON
ONKA - 9050	ONKA - 9201	ONKA - 9202	M 12 x 1.5	12	19	6,2	15	3 - 6,5	15	450 / 6750
ONKA - 9051	ONKA - 9211	ONKA - 9212	M 16 x 1.5	16	22	8,3	22	5 - 10	22	300 / 4500
ONKA - 9052	ONKA - 9221	ONKA - 9222	M 20 x 1.5	20	26	9,6	24	6 - 12	24	200 / 3000
ONKA - 9053	ONKA - 9231	ONKA - 9232	M 25 x 1.5	25	32	10,5	33	13 - 18	33	175 / 2625
ONKA - 9054	ONKA - 9241	ONKA - 9242	M 32 x 1.5	32	41	15,8	42	18 - 25	42	125 / 1875
ONKA - 9055	ONKA - 9251	ONKA - 9252	M 40 x 1.5	40	50	12,5	53	24 - 32	54	75 / 1125



PG TYPE IP 68 POLYAMIDE CABLE GLAND WITH O RING

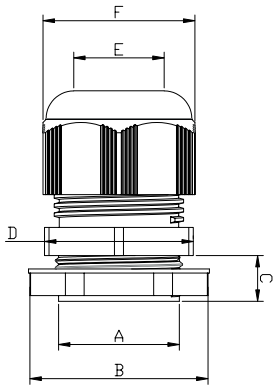

RAL 7001 CODE	RAL 7035 CODE	RAL 9005 CODE	SIZE	A (mm)	B (mm)	C (mm)	D (mm)	E Diameter of Contraction (mm)	F (mm)	BOX/ CARTON
ONKA - 9058	ONKA - 9080	ONKA - 9123	PG-7	12,5	19	7,8	15	3 - 6	15	450 / 6750
ONKA - 9059	ONKA - 9081	ONKA - 9124	PG-9	15	22	8	19	4 - 8	19	300 / 4500
ONKA - 9060	ONKA - 9082	ONKA - 9125	PG-11	18,4	24	8	22	5 - 10	22	200 / 3000
ONKA - 9061	ONKA - 9083	ONKA - 9126	PG-13.5	20	27	10	24	6 - 12	24	175 / 2625
ONKA - 9062	ONKA - 9084	ONKA - 9127	PG-16	22	30	10	27	10 - 14	27	125 / 1875
ONKA - 9063	ONKA - 9085	ONKA - 9128	PG-21	28	36	11	33	13 - 18	33	75 / 1125
ONKA - 9064	ONKA - 9086	ONKA - 9129	PG-29	37	46	11	42	18 - 25	42	40 / 600
ONKA - 9065	ONKA - 9087	ONKA - 9130	PG-36	47	61	16,9	53	22 - 32	53	20 / 300
ONKA - 9066	ONKA - 9088	ONKA - 9133	PG-42	54	65	13,6	60	32 - 38	60	15 / 225
ONKA - 9067	ONKA - 9089	ONKA - 9134	PG-48	60	70	13,6	65	37 - 44	65,3	12 / 180

METRIC TYPE IP 68 POLYAMIDE CABLE GLAND WITH O RING

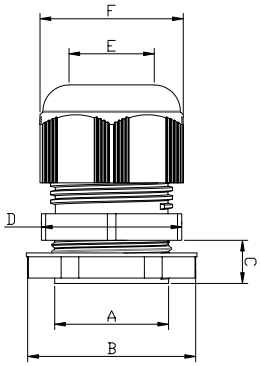

RAL 7001 CODE	RAL 7035 CODE	RAL 9005 CODE	SIZE	A (mm)	B (mm)	C (mm)	D (mm)	E Diameter of Contraction (mm)	F (mm)	BOX/ CARTON
ONKA - 9103	ONKA - 9113	ONKA - 9135	M 12 x 1.5	12	19	6,2	15	3 - 6,5	15	450 / 6750
ONKA - 9104	ONKA - 9114	ONKA - 9136	M 16 x 1.5	16	22	8,3	22	5 - 10	22	300 / 4500
ONKA - 9105	ONKA - 9115	ONKA - 9137	M 20 x 1.5	20	26	9,6	24	6 - 12	24	200 / 3000
ONKA - 9106	ONKA - 9116	ONKA - 9138	M 25 x 1.5	25	32	10,5	33	13 - 18	33	175 / 2625
ONKA - 9107	ONKA - 9117	ONKA - 9139	M 32 x 1.5	32	41	15,8	42	18 - 25	42	125 / 1875
ONKA - 9108	ONKA - 9118	ONKA - 9140	M 40 x 1.5	40	50	12,5	53	24 - 32	54	75 / 1125

PG TYPE IP 54 POLIAMIDE BLINDSTOP

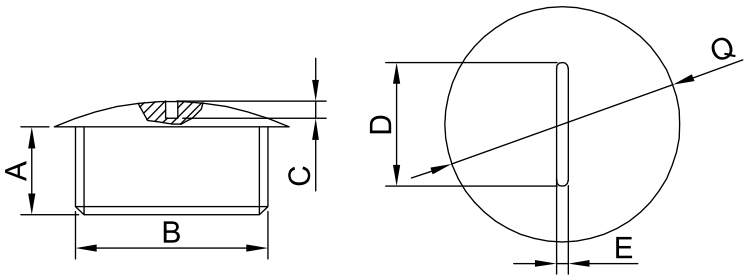

Ral: 7001 Ral: 7035 Ral: 9005

DESCIRIPTIONS										
RAL 7001 CODE	RAL 7035 CODE	RAL 9005 CODE	SIZE	A (mm)	B (mm)	C (mm)	D (mm)	E (mm)	Q (mm)	Pcs. / Ad.
ONKA - 9090	ONKA - 9301	ONKA - 9302	PG-7	6,0	12,1	2,0	8,0	1,4	15,0	250
ONKA - 9091	ONKA - 9311	ONKA - 9312	PG-9	6,0	15,0	2,0	12,0	1,4	19,0	250
ONKA - 9092	ONKA - 9321	ONKA - 9322	PG-11	11,2	18,4	1,5	11,3	1,4	22,2	250
ONKA - 9093	ONKA - 9331	ONKA - 9332	PG-13.5	11,3	20,4	1,5	11,5	1,4	24,5	250
ONKA - 9094	ONKA - 9341	ONKA - 9342	PG-16	10,3	22,3	1,8	14,0	1,4	27,5	250
ONKA - 9095	ONKA - 9351	ONKA - 9352	PG-21	8,0	28,0	2,0	14,8	1,9	32,7	250
ONKA - 9096	ONKA - 9361	ONKA - 9362	PG-29	9,0	37,5	2,0	15,0	2,1	44,4	150
ONKA - 9097	ONKA - 9371	ONKA - 9372	PG-36	10,0	47,5	2,5	15,0	2,1	55,5	100

IP 54 RUBBER BLINDSTOP

CODE	SIZE	MOUNTING DIA C	Pcs. /Ad.
ONKA-9490	PG-13.5	17	100
ONKA-9491	PG-16	22.8	100
ONKA-9492	PG-21	28.6	100
ONKA-9493	PG-29	37.3	100
ONKA-9494	PG-36	47	100
ONKA-9495	PG-42	55	50

PG TYPE POLIAMIDE NUTS

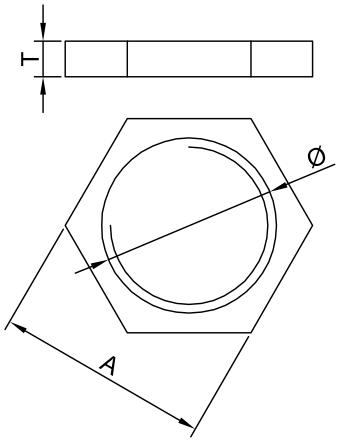

Ral: 7001 Ral: 7035 Ral: 9005

RAL 7001 CODE	RAL 7035 CODE	RAL 9005 CODE	SIZE	A (mm)	T (mm)	Ø (mm)	Pcs. /Ad.
ONKA - 9070	ONKA - 9401	ONKA - 9402	PG-7	19,0	5,0	12,5	250
ONKA - 9071	ONKA - 9411	ONKA - 9412	PG-9	22,0	5,0	15,5	250
ONKA - 9072	ONKA - 9421	ONKA - 9422	PG-11	24,0	5,0	18,5	250
ONKA - 9073	ONKA - 9431	ONKA - 9432	PG-13.5	27,0	6,0	20,5	250
ONKA - 9074	ONKA - 9441	ONKA - 9442	PG-16	30,0	6,0	22,5	250
ONKA - 9075	ONKA - 9451	ONKA - 9452	PG-21	36,0	7,0	28,5	250
ONKA - 9076	ONKA - 9461	ONKA - 9462	PG-29	46,0	7,0	37,1	150
ONKA - 9077	ONKA - 9471	ONKA - 9472	PG-36	60,0	7,3	47,1	100
ONKA - 9078	ONKA - —	ONKA - —	PG-42	65,0	7,4	54,1	100
ONKA - 9079	ONKA - —	ONKA - —	PG-48	70	7,8	59,4	100

METRIC TYPE POLIAMIDE NUTS

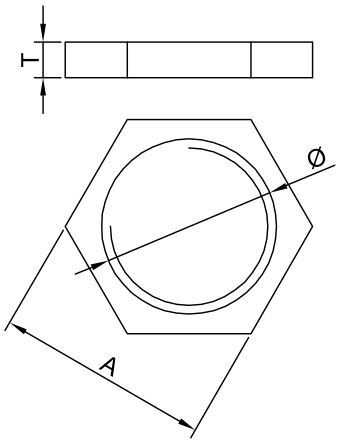

Ral: 7001 Ral: 7035 Ral: 9005

RAL 7001 CODE	RAL 7035 CODE	RAL 9005 CODE	SIZE	A (mm)	T (mm)	Ø (mm)	Pcs. /Ad.
ONKA - 9010	ONKA - 9011	ONKA - 9012	M 12 x 1.5	19,0	5,0	12,0	250
ONKA - 9013	ONKA - 9014	ONKA - 9015	M 16 x 1.5	22,0	5,0	16,0	250
ONKA - 9016	ONKA - 9017	ONKA - 9019	M 20 x 1.5	26,0	5,0	20,0	250
ONKA - 9020	ONKA - 9021	ONKA - 9022	M 25 x 1.5	32,0	6,0	25,0	250
ONKA - 9023	ONKA - 9024	ONKA - 9025	M 32 x 1.5	42,0	7,0	32,0	250
ONKA - 9026	ONKA - 9027	ONKA - 9028	M 40 x 1.5	50,0	7,0	40,0	250

PG TYPE IP 68 SPIRAL CABLE GLANDS

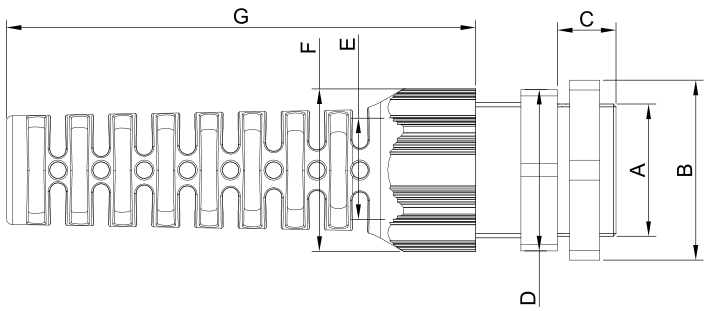

COLOUR	PG CODE	PG SIZE	A (mm)	B (mm)	C (mm)	D (mm)	E (mm)	F (mm)	G (mm)	Pcs. /Ad.
Ral: 7001	ONKA - 9275	PG 7	12,5	19,0	7,8	15,0	3-6	15,0	46,5	200
	ONKA - 9281	PG 11	18,4	25,0	8,0	22,0	5-10	22,0	68,0	100
	ONKA - 9284	PG 13.5	20,0	27,0	10,0	24,0	6-12	24,0	77,0	80
	ONKA - 9290	PG 21	28,0	36,0	11,0	33,0	13-18	33,0	107,0	30
Ral: 7035	ONKA - 9276	PG 7	12,5	19,0	7,8	15,0	3-6	15,0	46,5	200
	ONKA - 9282	PG 11	18,4	25,0	8	22,0	5-10	22,0	68,0	100
	ONKA - 9285	PG 13.5	20,0	27,0	10,0	24,0	6-12	24,0	77,0	80
	ONKA - 9291	PG 21	28,0	36,0	11,0	33,0	13-18	33,0	107,0	30
Ral: 9005	ONKA - 9277	PG 7	12,5	19,0	7,8	15,0	3-6	15,0	46,5	200
	ONKA - 9283	PG 11	18,4	25,0	8,0	22,0	5-10	22,0	68,0	100
	ONKA - 9286	PG 13.5	20,0	27,0	10,0	24,0	6-12	24,0	77,0	80
	ONKA - 9292	PG 21	28,0	36,0	11,0	33,0	13-18	33,0	107,0	30

METRIC TYPE IP 68 SPIRAL CABLE GLANDS

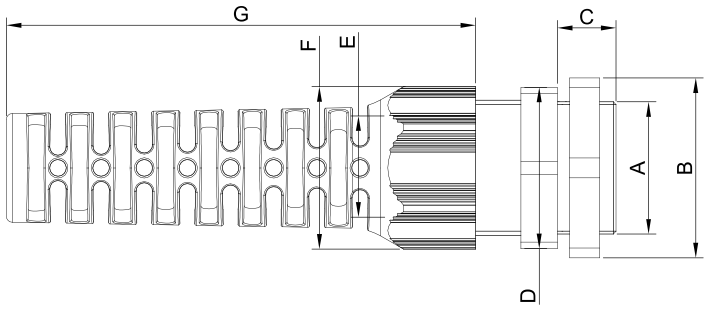

COLOUR	METRIC CODE	METRIC SIZE	A (mm)	B (mm)	C (mm)	D (mm)	E (mm)	F (mm)	G (mm)	Pcs. /Ad.
Ral: 7001	ONKA - 9475	M 12 x 1.5	12,0	19,0	6,2	15,0	3-6	15,0	46,5	200
	ONKA - 9478	M 16 x 1.5	16,0	22,0	8,3	22,0	5-10	22,0	68,0	100
	ONKA - 9481	M 20 x 1.5	20,0	27,0	9,7	24,0	6-12	24,0	77,0	80
	ONKA - 9484	M 25 x 1.5	25,0	36,0	10,5	33,0	13-18	33,0	107,0	30
Ral: 7035	ONKA - 9476	M 12 x 1.5	12,0	19,0	6,2	15,0	3-6	15,0	46,5	200
	ONKA - 9479	M 16 x 1.5	16,0	22,0	8,3	22,0	5-10	22,0	68,0	100
	ONKA - 9482	M 20 x 1.5	20,0	27,0	9,7	24,0	6-12	24,0	77,0	80
	ONKA - 9485	M 25 x 1.5	25,0	36,0	10,5	33,0	13-18	33,0	107,0	30
Ral: 9005	ONKA - 9477	M 12 x 1.5	12,0	19,0	6,2	15,0	3-6	15,0	46,5	200
	ONKA - 9480	M 16 x 1.5	16,0	22,0	8,3	22,0	5-10	22,0	68,0	100
	ONKA - 9483	M 20 x 1.5	20,0	27,0	9,7	24,0	6-12	24,0	77,0	80
	ONKA - 9486	M 25 x 1.5	25,0	36,0	10,5	33,0	13-18	33,0	107,0	30

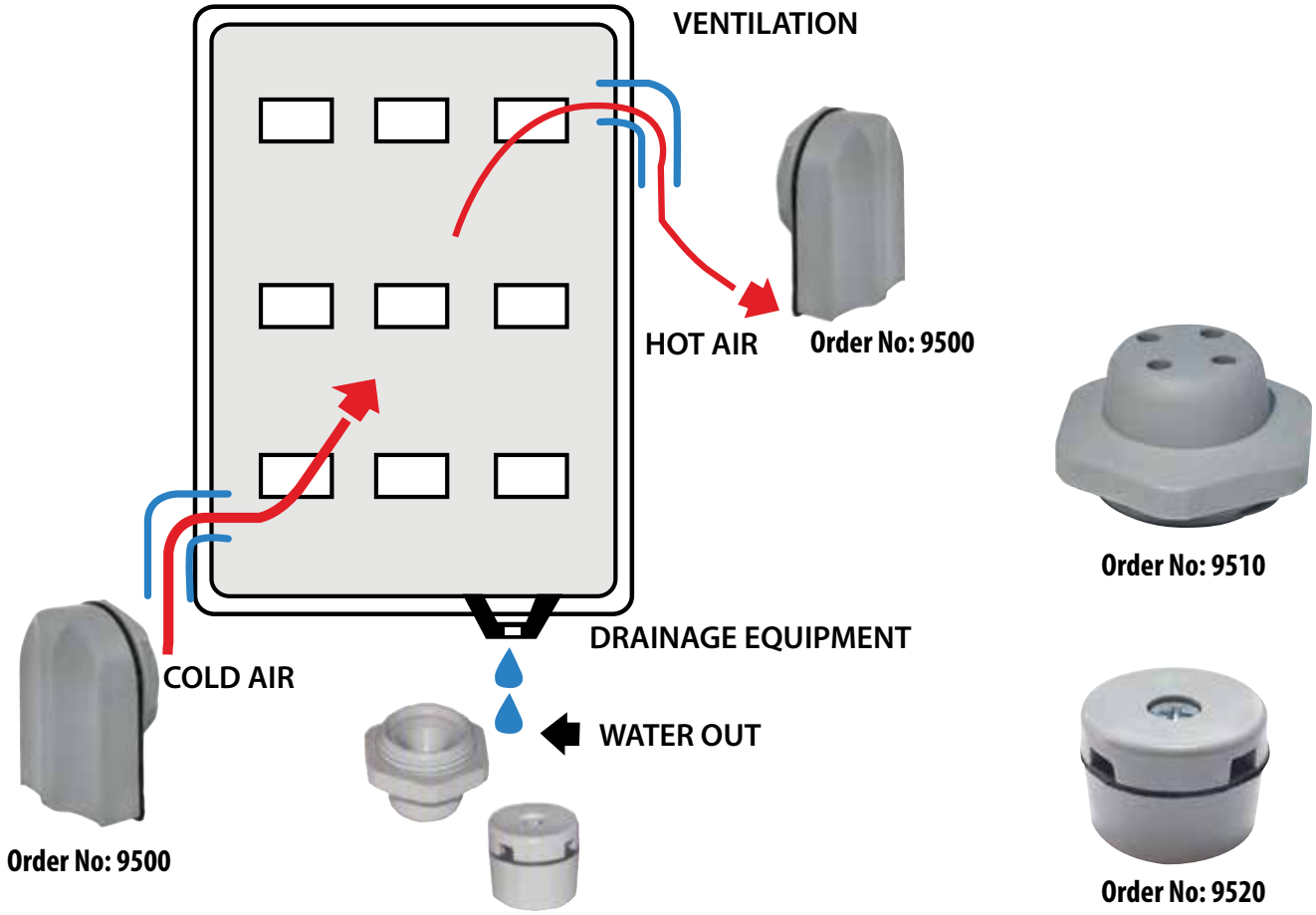

PANEL AIR FLOW EQUIPMENT

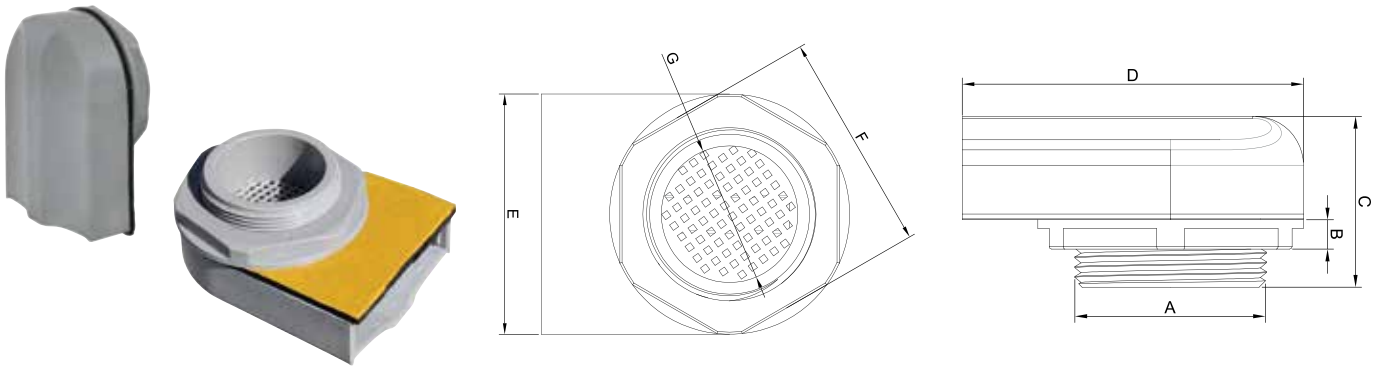

COLOUR	CODE	A (mm)	B (mm)	C (mm)	D (mm)	E (mm)	F (mm)	G (mm)	Pcs. /Ad.
Ral: 7001	ONKA - 9500	M 40 x 1.5	6,0	35,0	71,0	54,5	55,0	31,5	50
Ral: 7035	ONKA - 9501	M 40 x 1.5	6,0	35,0	71,0	54,5	55,0	31,5	50
Ral: 9005	ONKA - 9502	M 40 x 1.5	6,0	35,0	71,0	54,5	5,0	31,5	50

PANEL AIR FLOW BLINDSTOP

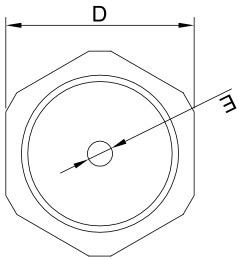

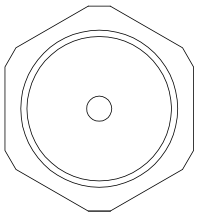
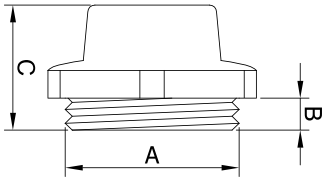

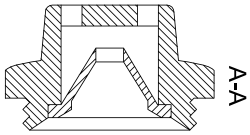

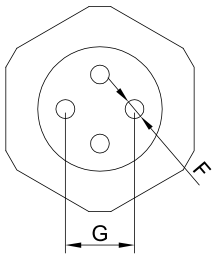

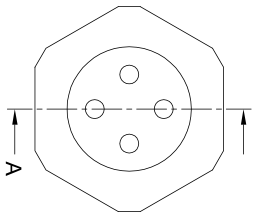

COLOUR	CODE	A (mm)	B (mm)	C (mm)	D (mm)	E (mm)	F (mm)	G (mm)	Pcs. /Ad.
Ral: 7001	ONKA - 9510	M 25 x 1.5	4,4	18,0	30,0	4,0	3,0	11	100
Ral: 7035	ONKA - 9511	M 25 x 1.5	4,4	18,0	30,0	4,0	3,0	11	100
Ral: 9005	ONKA - 9512	M 25 x 1.5	4,4	18,0	30,0	4,0	3,0	11	100

IP 54 DRAINAGE EQUPMENT

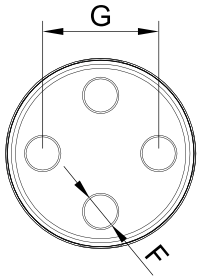

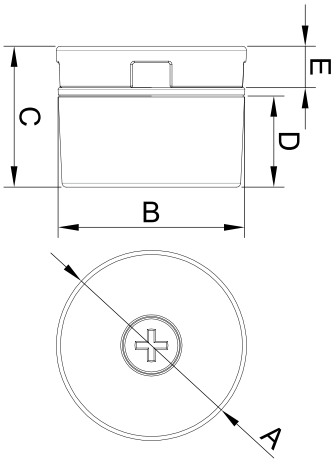

COLOUR	CODE	A (mm)	B (mm)	C (mm)	D (mm)	E (mm)	F (mm)	G (mm)	Pcs. /Ad.
Ral: 7001	ONKA - 9520	23,0	22,8	17,0	10,5	5,0	4,0	14,5	100
Ral: 7035	ONKA - 9521	23,0	22,8	17,0	10,5	5,0	4,0	14,5	100
Ral: 9005	ONKA - 9522	23,0	22,8	17,0	10,5	5,0	4,0	14,5	100





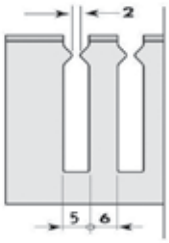

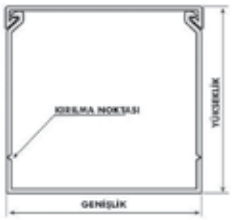

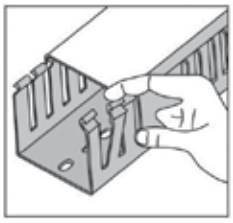

CABLE TRUNKING

Technical Features ;

- *High impact resistant rigid PVC material*
- *UL94V0 incombustibility standart*
- *Easy closing cover system*
- *Frangibility by the truncated sidecutters*
- *2 meters standart length*
- *390 kg/cm temsile strength*

Range of Products;

- *Slotted cable trunking*
- *Self adhesive slotted cable trunking*
- *Slotted cable trunking cover*
- *Plaster cable trunking*
- *Cable trunking cutter*

CABLE TRUNKING

SLOTTED CABLE TRUNKING



DESCIRIPTIONS						
CODE	HALOGEN FREE CODE	A x B (mm)	C (mm)	D (mm)	E (mm)	Meter
7180	7310	25 x 30	2	5	6	84
7181	7311	25 x 40	2	5	6	84
7182	7312	25 x 60	2	5	6	48
7183	7313	40 x 40	2	5	6	60
7184	7314	40 x 60	2	5	6	36
7186	7315	40 x 80	2	5	6	40
7177	7316	60 x 40	2	5	6	40
7185	7317	60 x 60	2	5	6	24
7188	7318	60 x 80	2	5	6	24
7187	7319	80 x 60	2	5	6	24
7178	7320	80 x 80	2	5	6	24
7179	7321	100 x 60	2	5	6	24

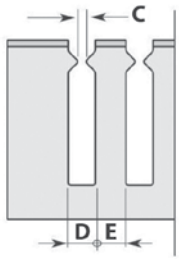

MATERIAL	
Material	PVC
Resistance of Dielectric	260 kW / cm
Working Temperature	(-15 ºC, +70 ºC)
Resistance of Tension	30 N / mm²
Colour	RAL 7030 Grey
Dimensionally Temp. Resistance	Up to 65ºC

SELF ADHESIVE SLOTTED CABLE TRUNKING

DESCIRIPTIONS						
CODE	HALOGEN FREE CODE	A x B (mm)	C (mm)	D (mm)	E (mm)	Meter
7220	7380	25 x 30	2	5	6	84
7221	7381	25 x 40	2	5	6	84
7222	7382	25 x 60	2	5	6	48
7223	7383	40 x 40	2	5	6	60
7224	7384	40 x 60	2	5	6	36
7225	7385	40 x 80	2	5	6	40
7226	7386	60 x 40	2	5	6	40
7227	7387	60 x 60	2	5	6	24
7228	7388	60 x 80	2	5	6	24
7229	7389	80 x 60	2	5	6	24
7230	7390	80 x 80	2	5	6	24
7231	7391	100 x 60	2	5	6	24

SLOTTED CABLE TRUNKING COVER

CODE	HALOGEN FREE CODE	DESCRIPTIONS	BOX / M
ONKA-7290	ONKA-7295	25 mm	140
ONKA-7291	ONKA-7296	40 mm	80
ONKA-7292	ONKA-7297	60 mm	50
ONKA-7293	ONKA-7298	80 mm	50
ONKA-7294	ONKA-7299	100 mm	40

CODE	DESCRIPTIONS	BOX
PKM-125	Cable Trunking Cutter, Max 125 mm	1

HALOGEN FREE AVAILABLE

CABLE TRUNKING

CODE	HALOGEN FREE CODE	DESCRIPTIONS (WIDTH - HEIGHT)	BOX / M
ONKA-7200	ONKA-7350	16 x 16 mm	256
ONKA-7201	ONKA-7351	25 x 16 mm	160
ONKA-7202	ONKA-7352	25 x 25 mm	100
ONKA-7203	ONKA-7353	40 x 25 mm	60
ONKA-7204	ONKA-7354	40 x 40 mm	48

SELF ADHESIVE CABLE TRUNKING

CODE	HALOGEN FREE CODE	DESCRIPTIONS (WIDTH - HEIGHT)	BOX / M
ONKA-7210	ONKA-7360	16 x 16 mm	224
ONKA-7211	ONKA-7361	25 x 16 mm	140
ONKA-7212	ONKA-7362	25 x 25 mm	100
ONKA-7213	ONKA-7363	40 x 25 mm	60
ONKA-7214	ONKA-7364	40 x 40 mm	48

DISTRIBUTION UNITS

Technical Features ;

The most important point about distrubition units is, the Screw holes on transparent covers. These holes allow the user to mount the screws without removing it. This provides and important mounting convenience

Range of Products;

- *Singlepole distributions units 80A - 160A - 250A*
- *2 Poles distributions units 80A - 160A - 250A*
- *3 Poles distributions units 80A - 160A - 250A*
- *4 Poles distributions units 80A - 160A - 250A*
- *Slotted grounded panel terminal connectors 80A - 160A - 250A*
- *5 Pole distribution unit & accessories*
- *Monoblock distributions units*
- *Neutral graunded busbar*
- *Neutral & Earth distribution blocks (full insulated)*

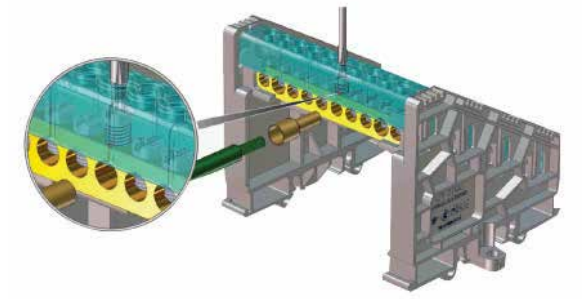

DISTRIBUTION UNITS

SINGLE POLE DISTRIBUTION UNITS 6.5 x 9 mm² - WITHOUT COVER



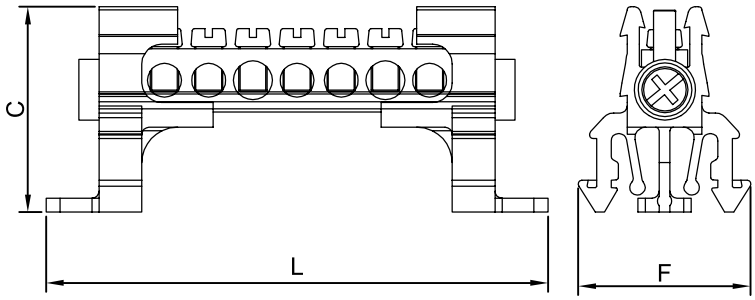

MATERIAL	
Foot (2 Pcs.)	PA
Square Screw (2 Pcs.)	Steel
Earth (1 Pcs.)	Brass
Torque Screw (7-22 Pcs.)	Steel

MAX. CABLE SECTION			
INCOMING		OUTGOING	
With Terminal	Without Terminal	With Terminal	Without Terminal
10	16	6	10

*Multi Core Cables should be used with a Cord End Terminal

* U_{imp} : Impact strength voltage

CODE	DESCRIPTIONS	Current (A)	Voltage (V)	U_{imp} (V)	L±2 (mm)	F±1 (mm)	C±1 (mm)	Pcs.
2051	2 / 5 - 7 Holes	80	400	4000	71,4	24	28,2	32
2052	2 / 8 - 10 Holes	80	400	4000	89,9	24	28,2	24
2053	2 / 10 - 12 Holes	80	400	4000	102,4	24	28,2	18
2054	2 / 13 - 15 Holes	80	400	4000	120,9	24	28,2	16
2055	2 / 20 - 22 Holes	80	400	4000	164,9	24	28,2	12

SINGLE POLE DISTRIBUTION UNITS 6.5 x 9 mm² - WITH COVER

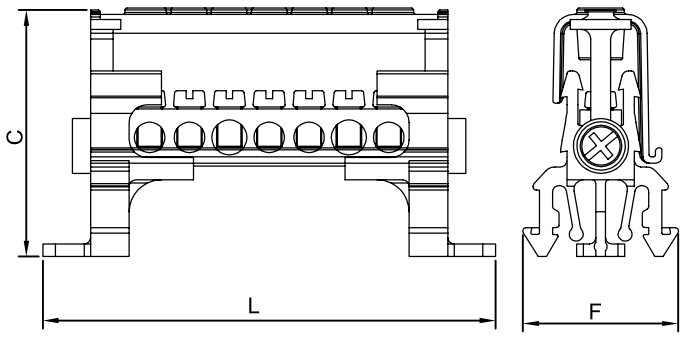

MATERIAL	
Foot (2 Pcs.)	PA
Square Screw (2 Pcs.)	Steel
Earth (1 Pcs.)	Brass
Torque Screw (7-22 Pcs.)	Steel

MAX. CABLE SECTION			
INCOMING		OUTGOING	
With Terminal	Without Terminal	With Terminal	Without Terminal
10	16	6	10

*Multi Core Cables should be used with a Cord End Terminal

* U_{imp} : Impact strength voltage

CODE	DESCRIPTIONS	Current (A)	Voltage (V)	U_{imp} (V)	L±2 (mm)	F±1 (mm)	C±1 (mm)	Pcs.
2061	2 / 5 - 7 Holes	80	400	4000	71,4	24	37,5	32
2062	2 / 8 - 10 Holes	80	400	4000	89,9	24	37,5	24
2063	2 / 10 - 12 Holes	80	400	4000	102,4	24	37,5	18
2064	2 / 13 - 15 Holes	80	400	4000	120,9	24	37,5	16
2065	2 / 20 - 22 Holes	80	400	4000	164,9	24	37,5	12

SINGLE POLE DISTRIBUTION UNITS 7 x 12 mm² - WITHOUT COVER



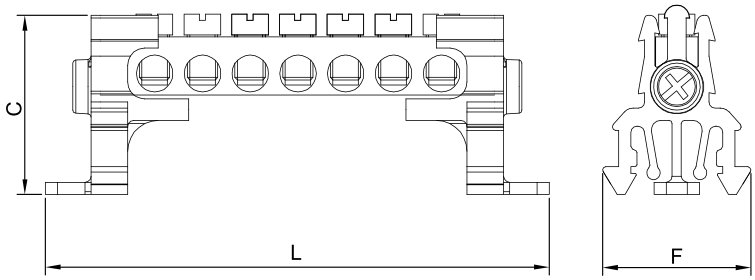

MATERIAL	
Foot (2 Pcs.)	PA
Square Screw (2 Pcs.)	Steel
Earth (1 Pcs.)	Brass
Torque Screw (7-22 Pcs.)	Steel

MAX. CABLE SECTION			
INCOMING		OUTGOING	
With Terminal	Without Terminal	With Terminal	Without Terminal
16	25	10	16

*Multi Core Cables should be used with a Cord End Terminal

* U_{imp} : Impact strength voltage

CODE	DESCRIPTIONS	Current (A)	Voltage (V)	U_{imp} (V)	L±2 (mm)	F±1 (mm)	C±1 (mm)	Pcs.
2056	2 / 5 - 7 Holes	160	750	4000	83	24	28,2	32
2057	2 / 8 - 10 Holes	160	750	4000	106,7	24	28,2	24
2058	2 / 10 - 12 Holes	160	750	4000	122,5	24	28,2	18
2059	2 / 13 - 15 Holes	160	750	4000	146,1	24	28,2	16
2060	2 / 20 - 22 Holes	160	750	4000	200,9	24	28,2	12

SINGLE POLE DISTRIBUTION UNITS 7 x 12 mm² - WITH COVER

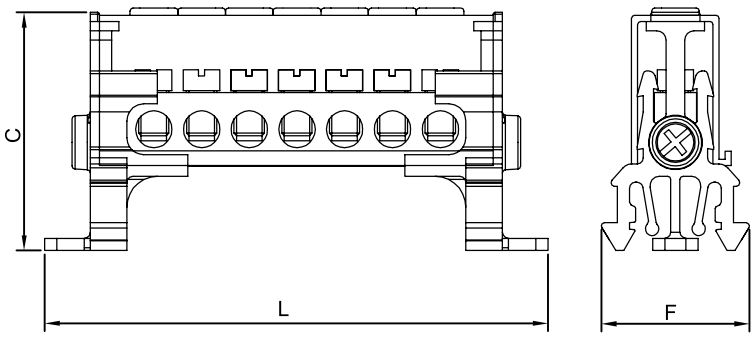

MATERIAL	
Foot (2 Pcs.)	PA
Square Screw (2 Pcs.)	Steel
Earth (1 Pcs.)	Brass
Torque Screw (7-22 Pcs.)	Steel

MAX. CABLE SECTION			
INCOMING		OUTGOING	
With Terminal	Without Terminal	With Terminal	Without Terminal
16	25	10	16

*Multi Core Cables should be used with a Cord End Terminal

* U_{imp} : Impact strength voltage

CODE	DESCRIPTIONS	Current (A)	Voltage (V)	U_{imp} (V)	L±2 (mm)	F±1 (mm)	C±1 (mm)	Pcs.
2071	2 / 5 - 7 Holes	160	750	4000	83	24	37,5	32
2072	2 / 8 - 10 Holes	160	750	4000	106,7	24	37,5	24
2073	2 / 10 - 12 Holes	160	750	4000	122,5	24	37,5	18
2074	2 / 13 - 15 Holes	160	750	4000	146,1	24	37,5	16
2075	2 / 20 - 22 Holes	160	750	4000	200,9	24	37,5	12

SINGLE POLE DISTRIBUTION UNITS 10 x 15 mm² - WITHOUT COVER



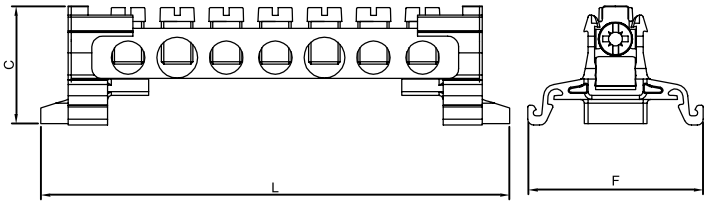

MATERIAL	
Foot (2 Pcs.)	PA
Square Screw (2 Pcs.)	Steel
Earth (1 Pcs.)	Brass
Torque Screw (7-22 Pcs.)	Steel

MAX. CABLE SECTION			
INCOMING		OUTGOING	
With Terminal	Without Terminal	With Terminal	Without Terminal
35	50	25	35

*Multi Core Cables should be used with a Cord End Terminal

* U_{imp} : Impact strength voltage

CODE	DESCRIPTIONS	Current (A)	Voltage (V)	U_{imp} (V)	L±2 (mm)	F±1 (mm)	C±1 (mm)	Pcs.
2066	2 / 5 - 7 Holes	250	750	4000	121	43,2	32	32
2067	2 / 8 - 10 Holes	250	750	4000	159	43,2	32	24
2068	2 / 10 - 12 Holes	250	750	4000	184	43,2	32	18
2069	2 / 13 - 15 Holes	250	750	4000	220,5	43,2	32	16
2070	2 / 20 - 22 Holes	250	750	4000	308	43,2	32	12

SINGLE POLE DISTRIBUTION UNITS 10 x 15 mm² - WITH COVER

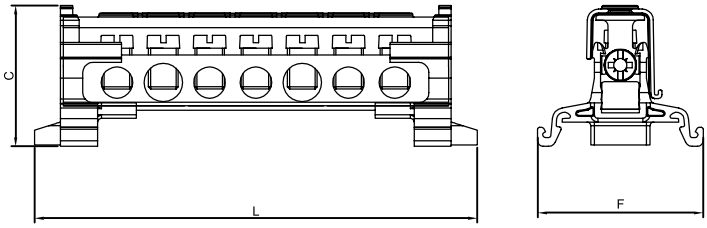

MATERIAL	
Foot (2 Pcs.)	PA
Square Screw (2 Pcs.)	Steel
Earth (1 Pcs.)	Brass
Torque Screw (7-22 Pcs.)	Steel

MAX. CABLE SECTION			
INCOMING		OUTGOING	
With Terminal	Without Terminal	With Terminal	Without Terminal
35	50	25	35

*Multi Core Cables should be used with a Cord End Terminal

* U_{imp} : Impact strength voltage

CODE	DESCRIPTIONS	Current (A)	Voltage (V)	U_{imp} (V)	L±2 (mm)	F±1 (mm)	C±1 (mm)	Pcs.
2076	2 / 5 - 7 Holes	250	750	4000	121	43,2	38	32
2077	2 / 8 - 10 Holes	250	750	4000	159	43,2	38	24
2078	2 / 10 - 12 Holes	250	750	4000	184	43,2	38	18
2079	2 / 13 - 15 Holes	250	750	4000	220,5	43,2	38	16
2080	2 / 20 - 22 Holes	250	750	4000	308	43,2	38	12

TWO POLES DISTRIBUTION UNITS 6,5 x 9 mm² - WITH COVER

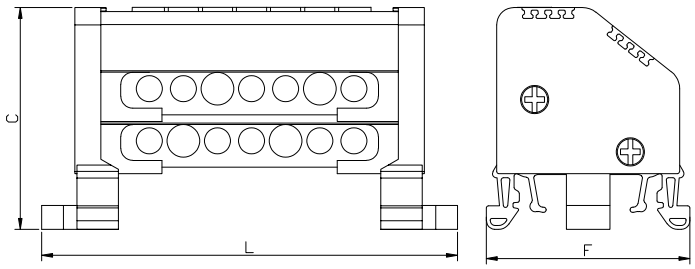

MATERIAL	
Foot (2 Pcs.)	PA
Square Screw (4 Pcs.)	Steel
Screw (14 - 44 Pcs.)	Steel
Earth (2 Pcs.)	Brass
Cover (2 Pcs.)	Polycarbonat
Marking	9540 / 9770 / 5443 / 4440 4442 / 4390

MAX. CABLE SECTION			
INCOMING		OUTGOING	
With Terminal	Without Terminal	With Terminal	Without Terminal
10	16	6	10

*Multi Core Cables should be used with a Cord End Terminal

* U_{imp} : Impact strength voltage

CODE	DESCRIPTIONS	Current (A)	Voltage (V)	U_{imp} (V)	L±2 (mm)	F±1 (mm)	C±1 (mm)	Pcs.
2081	2 / 5 - 7 Holes	80	400	4000	82,7	50,8	46,6	1
2082	2 / 8 - 10 Holes	80	400	4000	101,7	50,8	46,6	1
2083	2 / 10 - 12 Holes	80	400	4000	114,2	50,8	46,6	1
2084	2 / 13 - 15 Holes	80	400	4000	132,7	50,8	46,6	1
2085	2 / 20 - 22 Holes	80	400	4000	176,5	50,8	46,6	1

TWO POLES DISTRIBUTION UNITS 7 x 12 mm² - WITH COVER

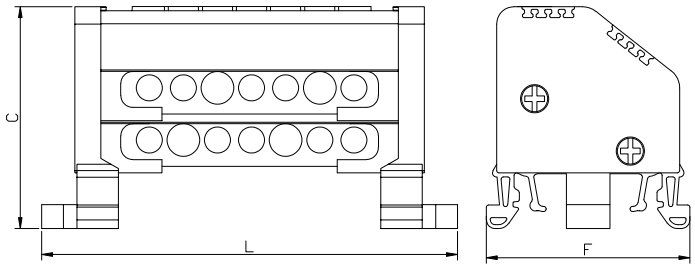

MATERIAL	
Foot (2 Pcs.)	PA
Square Screw (4 Pcs.)	Steel
Screw (14 - 44 Pcs.)	Steel
Earth (2 Pcs.)	Brass
Cover (2 Pcs.)	Polycarbonat
Marking	9540 / 9770 / 5443 / 4440 4442 / 4390

MAX. CABLE SECTION			
INCOMING		OUTGOING	
With Terminal	Without Terminal	With Terminal	Without Terminal
16	25	10	16

*Multi Core Cables should be used with a Cord End Terminal

* U_{imp} : Impact strength voltage

CODE	DESCRIPTIONS	Current (A)	Voltage (V)	U_{imp} (V)	L±2 (mm)	F±1 (mm)	C±1 (mm)	Pcs.
2091	2 / 5 - 7 Holes	160	750	4000	95,2	50,8	46,6	1
2092	2 / 8 - 10 Holes	160	750	4000	118,7	50,8	46,6	1
2093	2 / 10 - 12 Holes	160	750	4000	134,2	50,8	46,6	1
2094	2 / 13 - 15 Holes	160	750	4000	157,2	50,8	46,6	1
2095	2 / 20 - 22 Holes	160	750	4000	212,2	50,8	46,6	1

TWO POLES DISTRIBUTION UNITS 10 x 15 mm² - WITH COVER

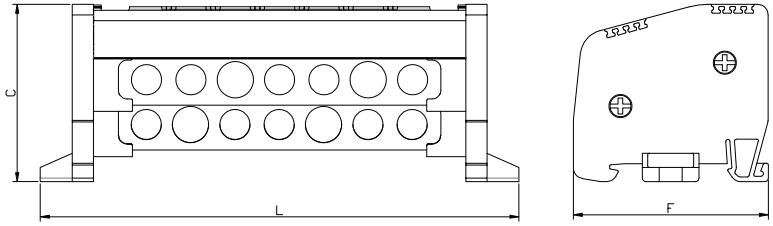

MATERIAL	
Foot (2 Pcs.)	PA
Square Screw (4 Pcs.)	Steel
Screw (14 - 44 Pcs.)	Steel
Earth (2 Pcs.)	Brass
Cover (2 Pcs.)	Polycarbonat
Marking	9540 / 9770 / 5443 / 4440 4442 / 4390

MAX. CABLE SECTION			
INCOMING		OUTGOING	
With Terminal	Without Terminal	With Terminal	Without Terminal
35	50	25	35

*Multi Core Cables should be used with a Cord End Terminal

* U_{imp} : Impact strength voltage

CODE	DESCRIPTIONS	Current (A)	Voltage (V)	U_{imp} (V)	L±2 (mm)	F±1 (mm)	C±1 (mm)	Pcs.
2086	2 / 5 - 7 Holes	250	750	4000	135	55	50	1
2087	2 / 8 - 10 Holes	250	750	4000	172,5	55	50	1
2088	2 / 10 - 12 Holes	250	750	4000	197	55	50	1
2089	2 / 13 - 15 Holes	250	750	4000	235	55	50	1
2090	2 / 20 - 22 Holes	250	750	4000	322,5	55	50	1

THREE POLES DISTRIBUTION UNITS 6,5 x 9 mm² - WITH COVER (LOW TYPE)

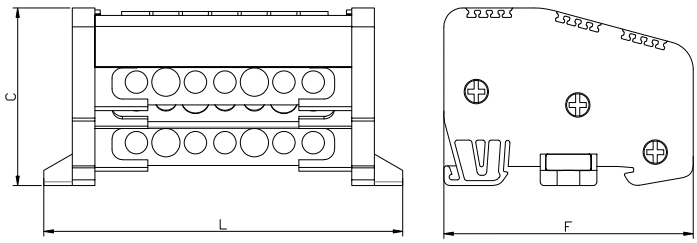

MATERIAL	
Foot (2 Pcs.)	PA
Square Screw (6 Pcs.)	Steel
Screw (21 - 66 Pcs.)	Steel
Earth (3 Pcs.)	Brass
Cover (3 Pcs.)	Polycarbonat
Marking	9540 / 9770 / 5443 / 4440 4442 / 4390
ACCESSORY	
Distribution Unit Isolation Apparatus	Code : 2137

MAX. CABLE SECTION			
INCOMING		OUTGOING	
With Terminal	Without Terminal	With Terminal	Without Terminal
10	16	6	10

*Multi Core Cables should be used with a Cord End Terminal

* In order to ensure complete insulation for the declared impact strength, the base insulation part must be used which provided with the product

* U_{imp} : Impact strength voltage

CODE	DESCRIPTIONS	Current (A)	Voltage (V)	U_{imp} (V)	L±2 (mm)	F±1 (mm)	C±1 (mm)	Pcs.
2171	2 / 5 - 7 Holes	80	400	4000	82,7	66	47	1
2172	2 / 8 - 10 Holes	80	400	4000	101,6	66	47	1
2173	2 / 10 - 12 Holes	80	400	4000	113,9	66	47	1
2174	2 / 13 - 15 Holes	80	400	4000	132,8	66	47	1
2175	2 / 20 - 22 Holes	80	400	4000	176,5	66	47	1

THREE POLES DISTRIBUTION UNITS 7 x 12 mm² - WITH COVER (LOW TYPE)

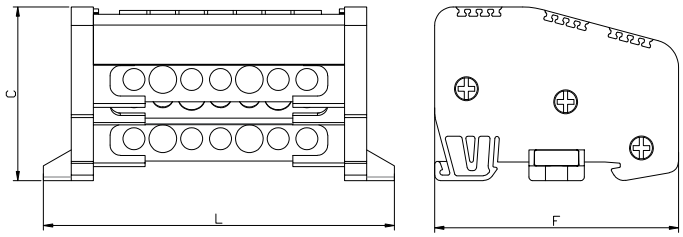

MATERIAL	
Foot (2 Pcs.)	PA
Square Screw (6 Pcs.)	Steel
Screw (21 - 66 Pcs.)	Steel
Earth (3 Pcs.)	Brass
Cover (3 Pcs.)	Polycarbonat
Marking	9540 / 9770 / 5443 / 4440 4442 / 4390
ACCESSORY	
Distribution Unit Isolation Apparatus	Code : 2137

MAX. CABLE SECTION			
INCOMING		OUTGOING	
With Terminal	Without Terminal	With Terminal	Without Terminal
16	25	10	16

*Multi Core Cables should be used with a Cord End Terminal

* In order to ensure complete insulation for the declared impact strength, the base insulation part must be used which provided with the product

* U_{imp} : Impact strength voltage

CODE	DESCRIPTIONS	Current (A)	Voltage (V)	U_{imp} (V)	L±2 (mm)	F±1 (mm)	C±1 (mm)	Pcs.
2151	2 / 5 - 7 Holes	160	750	4000	95	66	47	1
2152	2 / 8 - 10 Holes	160	750	4000	118,5	66	47	1
2153	2 / 10 - 12 Holes	160	750	4000	134	66	47	1
2154	2 / 13 - 15 Holes	160	750	4000	157	66	47	1
2155	2 / 20 - 22 Holes	160	750	4000	212	66	47	1

THREE POLES DISTRIBUTION UNITS 10 x 15 mm² - WITH COVER (LOW TYPE)



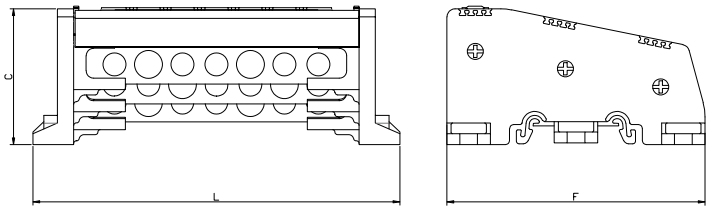

MATERIAL	
Foot (2 Pcs.)	PA
Square Screw (6 Pcs.)	Steel
Screw (21 - 66 Pcs.)	Steel
Earth (3 Pcs.)	Brass
Cover (3 Pcs.)	Polycarbonat
Marking	9540 / 9770 / 5443 / 4440 /4442 / 4390

MAX. CABLE SECTION			
INCOMING		OUTGOING	
With Terminal	Without Terminal	With Terminal	Without Terminal
35	50	25	35

*Multi Core Cables should be used with a Cord End Terminal

* U_{imp} : Impact strength voltage

CODE	DESCRIPTIONS	Current (A)	Voltage (V)	U_{imp} (V)	L±2 (mm)	F±1 (mm)	C±1 (mm)	Pcs.
2181	2 / 5 - 7 Holes	250	750	4000	135	95	50	1
2182	2 / 8 - 10 Holes	250	750	4000	172,5	95	50	1
2183	2 / 10 - 12 Holes	250	750	4000	197	95	50	1
2184	2 / 13 - 15 Holes	250	750	4000	235	95	50	1
2185	2 / 20 - 22 Holes	250	750	4000	322,5	95	50	1

THREE POLES DISTRIBUTION UNITS 10 x 15 mm² - WITH COVER (HIGH TYPE)

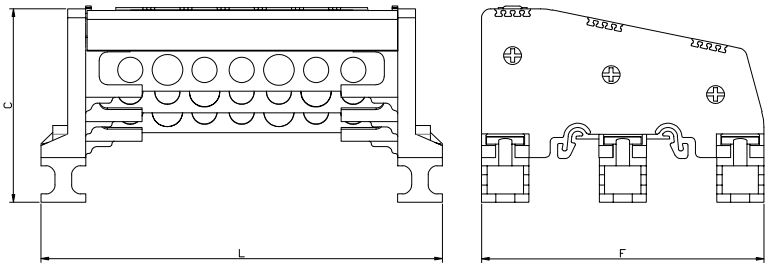

MATERIAL	
Foot (2 Pcs.)	PA
Screw (21-66 Pcs.)	Steel
Earth (3 Pcs.)	Brass
Cover (3 Pcs.)	Polycarbonat
Square Screw (6 Pcs.)	Steel
Marking	9540 / 9770 / 5443 / 4440 4442 / 4390

MAX. CABLE SECTION			
INCOMING		OUTGOING	
With Terminal	Without Terminal	With Terminal	Without Terminal
35	50	25	35

*Multi Core Cables should be used with a Cord End Terminal

* U_{imp} : Impact strength voltage

CODE	DESCRIPTIONS	Current (A)	Voltage (V)	U_{imp} (V)	L±2 (mm)	F±1 (mm)	C±1 (mm)	Pcs.
2186	2 / 5 - 7 Holes	250	750	4000	135	95	65	1
2187	2 / 8 - 10 Holes	250	750	4000	172,5	95	65	1
2188	2 / 10 - 12 Holes	250	750	4000	197	95	65	1
2189	2 / 13 - 15 Holes	250	750	4000	235	95	65	1
2190	2 / 20 - 22 Holes	250	750	4000	322,5	95	65	1

FOUR POLES DISTRIBUTION UNITS 6,5 x 9 mm² - WITH COVER (LOW TYPE)



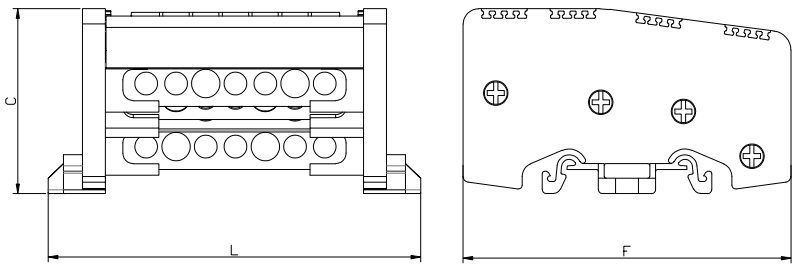

MATERIAL	
Foot (2 Pcs.)	PA
Square Screw (8 Pcs.)	Steel
Screw (28 - 88 Pcs.)	Steel
Earth (4 Pcs.)	Brass
Cover (4 Pcs.)	Polycarbonat
Marking	9540 / 9770 / 5443 / 4440 4442 / 4390

MAX. CABLE SECTION			
INCOMING		OUTGOING	
With Terminal	Without Terminal	With Terminal	Without Terminal
10	16	6	10

*Multi Core Cables should be used with a Cord End Terminal

* U_{imp} : Impact strength voltage

CODE	DESCRIPTIONS	Current (A)	Voltage (V)	U_{imp} (V)	L±2 (mm)	F±1 (mm)	C±1 (mm)	Pcs.
2201	2 / 5 - 7 Holes	80	400	4000	85,8	86	48,5	1
2202	2 / 8 - 10 Holes	80	400	4000	104,7	86	48,5	1
2203	2 / 10 - 12 Holes	80	400	4000	117	86	48,5	1
2204	2 / 13 - 15 Holes	80	400	4000	135,9	86	48,5	1
2205	2 / 20 - 22 Holes	80	400	4000	179,6	86	48,5	1

FOUR POLES DISTRIBUTION UNITS 7 x 12 mm² - WITH COVER (LOW TYPE)

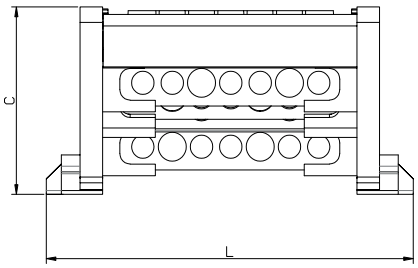

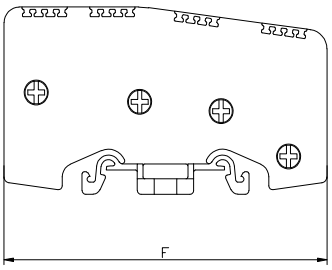

MATERIAL	
Foot (2 Pcs.)	PA
Square Screw (8 Pcs.)	Steel
Screw (28 - 88 Pcs.)	Steel
Earth (4 Pcs.)	Brass
Cover (4 Pcs.)	Polycarbonat
Marking	9540 / 9770 / 5443 / 4440 4442 / 4390

MAX. CABLE SECTION			
INCOMING		OUTGOING	
With Terminal	Without Terminal	With Terminal	Without Terminal
16	25	10	16

*Multi Core Cables should be used with a Cord End Terminal

* U_{imp} : Impact strength voltage

CODE	DESCRIPTIONS	Current (A)	Voltage (V)	U_{imp} (V)	L±2 (mm)	F±1 (mm)	C±1 (mm)	Pcs.
2211	2 / 5 - 7 Holes	160	750	4000	97,7	86	48,5	1
2212	2 / 8 - 10 Holes	160	750	4000	121,2	86	48,5	1
2213	2 / 10 - 12 Holes	160	750	4000	136,7	86	48,5	1
2214	2 / 13 - 15 Holes	160	750	4000	159,7	86	48,5	1
2215	2 / 20 - 22 Holes	160	750	4000	214,7	86	48,5	1

FOUR POLES DISTRIBUTION UNITS 10 x 15 mm² - WITH COVER (LOW TYPE)



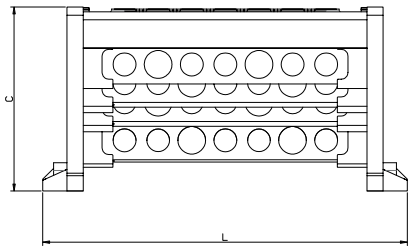

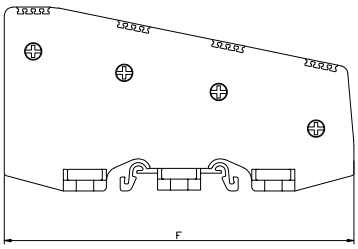

MATERIAL	
Foot (2 Pcs.)	PA
Screw (21-66 Pcs.)	Steel
Earth (4 Pcs.)	Brass
Cover (4 Pcs.)	Polycarbonat
Square Screw (8 Pcs.)	Steel
Marking	9540 / 9770 / 5443 / 4440 4442 / 4390 / 2630

MAX. CABLE SECTION			
INCOMING		OUTGOING	
With Terminal	Without Terminal	With Terminal	Without Terminal
35	50	25	35

*Multi Core Cables should be used with a Cord End Terminal

* U_{imp} : Impact strength voltage

CODE	DESCRIPTIONS	Current (A)	Voltage (V)	U_{imp} (V)	L±2 (mm)	F±1 (mm)	C±1 (mm)	Pcs.
2116	2 / 5 - 7 Holes	250	750	4000	135,5	130	68	1
2117	2 / 8 - 10 Holes	250	750	4000	172,6	130	68	1
2118	2 / 10 - 12 Holes	250	750	4000	197	130	68	1
2119	2 / 13 - 15 Holes	250	750	4000	235	130	68	1
2120	2 / 20 - 22 Holes	250	750	4000	322,5	130	68	1

FOUR POLES DISTRIBUTION UNITS 6,5 x 9 mm² - WITH COVER (HIGH TYPE)

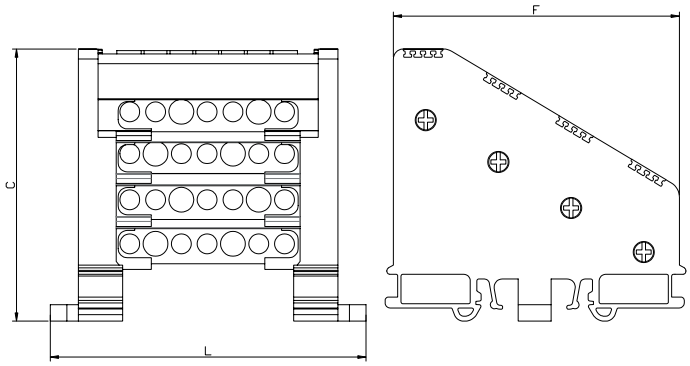

MATERIAL	
Foot (2 Pcs.)	PA
Square Screw (8 Pcs.)	Steel
Screw (28 - 88 Pcs.)	Steel
Earth (4 Pcs.)	Brass
Cover (4 Pcs.)	Polycarbonat
Marking	9540 / 9770 / 5443 / 4440 4442 / 4390

MAX. CABLE SECTION			
INCOMING		OUTGOING	
With Terminal	Without Terminal	With Terminal	Without Terminal
10	16	6	10

*Multi Core Cables should be used with a Cord End Terminal

* U_{imp} : Impact strength voltage

CODE	DESCRIPTIONS	Current (A)	Voltage (V)	U_{imp} (V)	L±2 (mm)	F±1 (mm)	C±1 (mm)	Pcs.
2101	2 / 5 - 7 Holes	80	400	4000	84,3	86,5	82,3	1
2102	2 / 8 - 10 Holes	80	400	4000	103,2	86,5	82,3	1
2103	2 / 10 - 12 Holes	80	400	4000	115,5	86,5	82,3	1
2104	2 / 13 - 15 Holes	80	400	4000	134,4	86,5	82,3	1
2105	2 / 20 - 22 Holes	80	400	4000	178,1	86,5	82,3	1

FOUR POLES DISTRIBUTION UNITS 7 x 12 mm² - WITH COVER (HIGH TYPE)



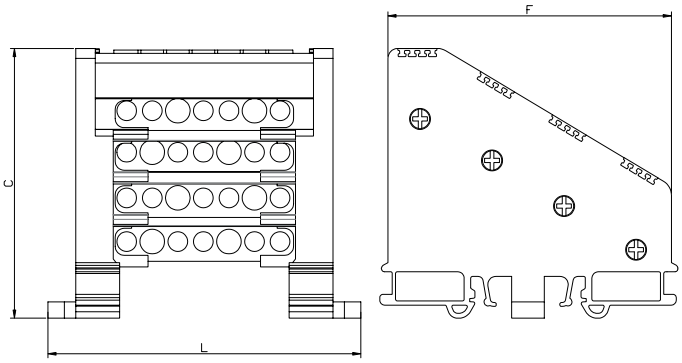

MATERIAL	
Foot (2 Pcs.)	PA
Square Screw (8 Pcs.)	Steel
Screw (28 - 88 Pcs.)	Steel
Earth (4 Pcs.)	Brass
Cover (4 Pcs.)	Polycarbonat
Marking	9540 / 9770 / 5443 / 4440 4442 / 4390

MAX. CABLE SECTION			
INCOMING		OUTGOING	
With Terminal	Without Terminal	With Terminal	Without Terminal
16	25	10	16

*Multi Core Cables should be used with a Cord End Terminal

* U_{imp} : Impact strength voltage

CODE	DESCRIPTIONS	Current (A)	Voltage (V)	U_{imp} (V)	L±2 (mm)	F±1 (mm)	C±1 (mm)	Pcs.
2111	2 / 5 - 7 Holes	160	750	4000	95,5	86,5	82,3	1
2112	2 / 8 - 10 Holes	160	750	4000	119,5	86,5	82,3	1
2113	2 / 10 - 12 Holes	160	750	4000	135	86,5	82,3	1
2114	2 / 13 - 15 Holes	160	750	4000	158	86,5	82,3	1
2115	2 / 20 - 22 Holes	160	750	4000	213	86,5	82,3	1

FIVE POLES DISTRIBUTION UNITS 10 x 15 mm² - WITH COVER (LOW TYPE)



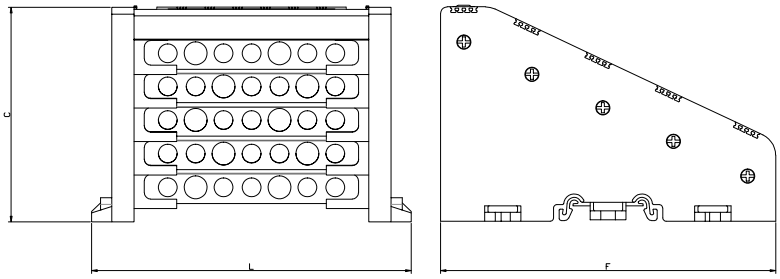

MATERIAL	
Foot (2 Pcs.)	PA
Screw (35 - 110 Pcs.)	Steel
Earth (5 Pcs.)	Steel
Cover (5 Pcs.)	Brass
Square Screw (10 Pcs.)	Polycarbonat
Marking	9540 / 9770 / 5443 / 4440 4442 / 4390 / 2630

MAX. CABLE SECTION			
INCOMING		OUTGOING	
With Terminal	Without Terminal	With Terminal	Without Terminal
35	50	25	35

*Multi Core Cables should be used with a Cord End Terminal

* U_{imp} : Impact strength voltage

CODE	DESCRIPTIONS	Current (A)	Voltage (V)	U_{imp} (V)	L±2 (mm)	F±1 (mm)	C±1 (mm)	Pcs.
2191	2 / 5 - 7 Holes	250	750	4000	143	150	96	1
2192	2 / 8 - 10 Holes	250	750	4000	180,5	150	96	1
2193	2 / 10 - 12 Holes	250	750	4000	205	150	96	1
2194	2 / 13 - 15 Holes	250	750	4000	243	150	96	1
2195	2 / 20 - 22 Holes	250	750	4000	329	150	96	1

FIVE POLES DISTRIBUTION UNITS 10 x 15 mm² - WITH COVER (HIGH TYPE)



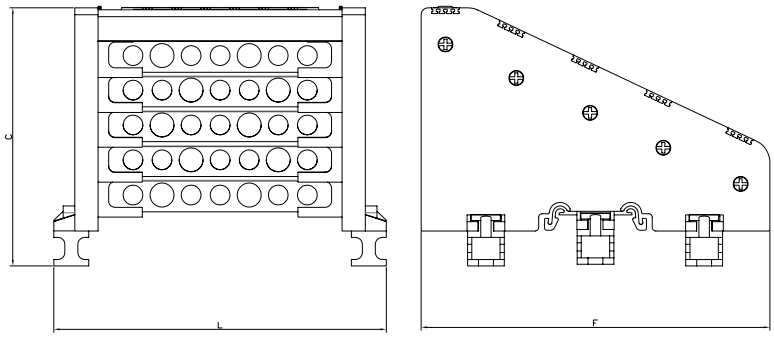

MATERIAL	
Foot (2 Pcs.)	PA
Screw (35 - 110 Pcs.)	Steel
Earth (5 Pcs.)	Steel
Cover (5 Pcs.)	Brass
Square Screw (10 Pcs.)	Polycarbonat
Marking	9540 / 9770 / 5443 / 4440 4442 / 4390 / 2630

MAX. CABLE SECTION			
INCOMING		OUTGOING	
With Terminal	Without Terminal	With Terminal	Without Terminal
35	50	25	35

*Multi Core Cables should be used with a Cord End Terminal

* U_{imp} : Impact strength voltage

CODE	DESCRIPTIONS	Current (A)	Voltage (V)	U_{imp} (V)	L±2 (mm)	F±1 (mm)	C±1 (mm)	Pcs.
2216	2 / 5 - 7 Holes	250	750	4000	143	150	111	1
2217	2 / 8 - 10 Holes	250	750	4000	180,5	150	111	1
2218	2 / 10 - 12 Holes	250	750	4000	205	150	111	1
2219	2 / 13 - 15 Holes	250	750	4000	243	150	111	1
2220	2 / 20 - 22 Holes	250	750	4000	329	150	111	1

SLOTTED GROUNDED PANEL TERMINAL CONNECTORS 80 A (6.5 x 9 mm²)



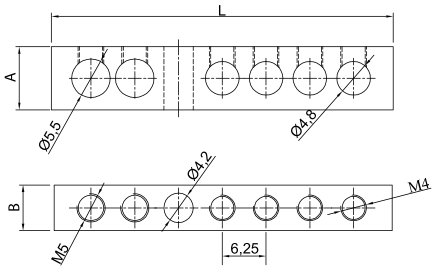

CODE	DESCRIPTIONS	A	B	L±2	Pcs. Box
ONKA - 2001	2/3 = 5 Holes	9	6,5	42	50
ONKA - 2002	2/5 = 7 Holes	9	6,5	54	50
ONKA - 2003	2/8 = 10 Holes	9	6,5	73	50
ONKA - 2004	2/10 = 12 Holes	9	6,5	86	50
ONKA - 2005	2/13 = 15 Holes	9	6,5	105	50
ONKA - 2006	2/20 = 22 Holes	9	6,5	148	50
ONKA - 2007	2/40 = 42 Holes	9	6,5	285	50
ONKA - 2008	2/60 = 62 Holes	9	6,5	410	50
ONKA - 2009	2/80 = 82 Holes	9	6,5	535	50
ONKA - 1999	1 meter 159 Holes	9	6,5	1000	50

MAX. CABLE SECTION			
INCOMING		OUTGOING	
With Terminal	Without Terminal	With Terminal	Without Terminal
10	16	6	10

*Multi Core Cables should be used with a Cord End Terminal

SLOTTED GROUNDED PANEL TERMINAL CONNECTORS 160 A (7 x 12 mm²)



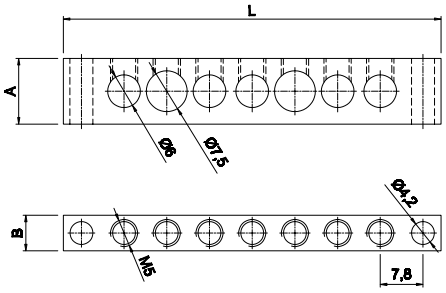

CODE	DESCRIPTIONS	A	B	L±2	Pcs. Box
ONKA - 2021	2/5 = 7 Holes	12	6,5	69	50
ONKA - 2022	2/8 = 10 Holes	12	6,5	93	50
ONKA - 2023	2/10 = 12 Holes	12	6,5	108	50
ONKA - 2024	2/13 = 15 Holes	12	6,5	133	50
ONKA - 2025	2/20 = 22 Holes	12	6,5	188	50
ONKA - 2029	1 meter 126 Holes	12	6,5	1000	50

MAX. CABLE SECTION			
INCOMING		OUTGOING	
With Terminal	Without Terminal	With Terminal	Without Terminal
16	25	10	16

*Multi Core Cables should be used with a Cord End Terminal

SLOTTED GROUNDED PANEL TERMINAL CONNECTORS 250 A (10 x 15 mm²)



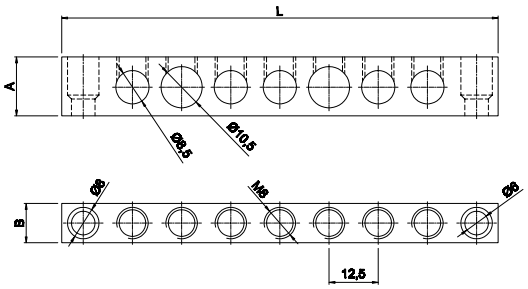

CODE	DESCRIPTIONS	A	B	L±2	Pcs. Box
ONKA - 2041	2/5 = 7 Holes	15	10	111	50
ONKA - 2042	2/8 = 10 Holes	15	10	149	50
ONKA - 2043	2/10 = 12 Holes	15	10	173	50
ONKA - 2044	2/13 = 15 Holes	15	10	211	50
ONKA - 2045	2/20 = 22 Holes	15	10	299	50
ONKA - 2028	1 meter 79 Holes	15	10	1000	50

MAX. CABLE SECTION			
INCOMING		OUTGOING	
With Terminal	Without Terminal	With Terminal	Without Terminal
35	50	25	35

*Multi Core Cables should be used with a Cord End Terminal

5 POLE DISTRIBUTION UNIT & ACCESSORIES



Application Example

Order No: 2131

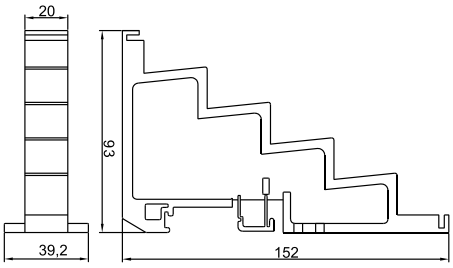

Order No: 2132

Order No: 2133

CODE	DESCRIPTION	Pcs. Box.
ONKA-2131	30 x 5 Base (Max. 30x5)	10
ONKA-2132	Insulation Seperator 30 mm.	1 mt.
ONKA-2133	Insulation Cover	1

ASCENDER PART FOR DISTRIBUTION UNITS

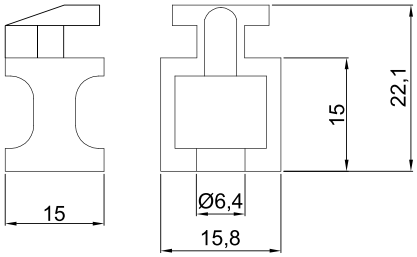

CODE	DESCRIPTION	Pcs. Box.
ONKA-2134	Ascender part for 1-3-5 Pole Distribution Units	100

DISTRIBUTION UNIT ISOLATION APPARATUS



CODE	DESCRIPTION	Pcs. Box.
ONKA-2137	35 mm. Cover Apparatus (1m)	10

MONOBLOCK DISTRIBUTION UNITS

CODE	DESCRIPTIONS	PCS/BOX
ONK80	**80 A** Input : 3 x 6 - 16 mm² Output : 4 x 2.5 - 6 mm² 3 x 2,5 - 16 mm²	1

CODE	DESCRIPTIONS	PCS/BOX
ONK125	**125 A** Input : 1 x 10 - 35 mm² 1 x 2,5 - 16 mm² Output : 6 x 2,5 - 16 mm²	1

CODE	DESCRIPTIONS	PCS/BOX
ONK160	**160 A** Input : 1 x 10 - 70 mm² 1 x 2,5 - 16 mm² Output : 6 x 2,5 - 16 mm²	1

CODE	DESCRIPTIONS	PCS/BOX
ONK250	**250 A** Input : 1 x 35 - 120 mm² Output : 2 x 6 - 35 mm² 5 x 2,5 - 16 mm² 4 x 2.5 - 10 mm²	1

CODE	DESCRIPTIONS	PCS/BOX
ONK400	**400 A** Input: 1 x 95 - 185 mm² Output : 2 x 6 - 35 mm² 5 x 2,5 - 16 mm² 4 x 2.5 - 10 mm²	1

CODE	DESCRIPTIONS	PCS/BOX
ONK500	**500 A** Bar Input: 9,3 x 26,4 mm² Output : 2 x 6 - 35 mm² 5 x 2,5 - 16 mm² 4 x 2.5 - 10 mm²	1

NEUTRAL GRAUNDED BUSBAR (SCREW-ON / FLAT COPPER)

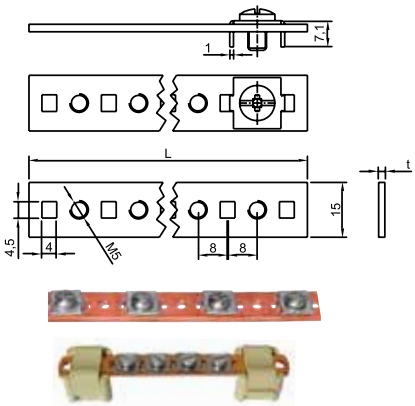

CODE	DESCRIPTIONS		Current (A)	t (mm)	L (mm)	Pcs. Box
	Screws	Dia				
ONKA-3075	31	1.5 x 15 mm	100	1,50	1000	25
ONKA-3076	62	1.5 x 15 mm	100	1,50	1000	25
ONKA-3080	31	2 x 15 mm	125	2	1000	25
ONKA-3087	62	2 x 15 mm	125	2	1000	25
ONKA-3088	31	3 x 15 mm	150	3	1000	25
ONKA-3086	62	3 x 15 mm	150	3	1000	25

NEUTRAL GRAUNDED BUSBAR SUPPORT (SCREW-ON / FLAT COPPER)

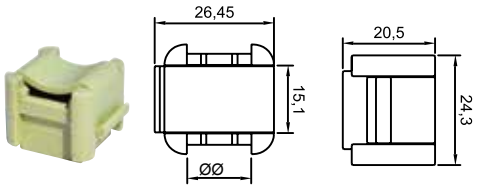

CODE	DESCRIPTIONS	Pcs. Box
ONKA-3091	Busbar Support	100

NEUTRAL & EARTH DISTRIBUTION BLOCKS (FULL INSULATED)



CODE	DESCRIPTIONS	CABLE SECTION	PCS/BOX
FTG-870 N/7FS	7 x 16 mm^2 Full Insulated / Blue	16 mm^2	10
FTG-870 S/7FS	7 x 16 mm^2 Full Insulated / Yellow-Green	16 mm^2	10
FTG-870 N/15S	15 x 16 mm^2 Full Insulated / Blue	16 mm^2	10
FTG-870 S/15S	15 x 16 mm^2 Full Insulated / Yellow-Green	16 mm^2	10



W AUTOMAT BUSBARS

Technical Features ;

- *The conductor is 100% copper*
- *Isolation section is higt impact resistant hard PVC material*
- *UL94V0 flammability standard*
- *Insulation support on the connection surface*
- *Insulation support with detachable side cover*
- *Production in metered length, gives the possibility to use it according to the number of desired modules*

Range of Products;

- *1- Phase W Automat Busbars*
- *2- Phase W Automat Busbars*
- *3- Phase W Automat Busbars*
- *3- Phase + Notr W Automat Busbars*
- *Insulated engine protection bars (63 Amperes)*
- *Monophase W otomate bar, pin type (2 mm)*
- *(L1+N, L2+N, L3+N) W automat busbars, (80 A)*
- *Modular power connectors*

W AUTOMAT BUSBARS

1-PHASE W AUTOMAT BUSBARS

MATERIAL	
Material	Elecrolitic Copper
Isolation	PVC
Conductivity Coefficient	56ms/m

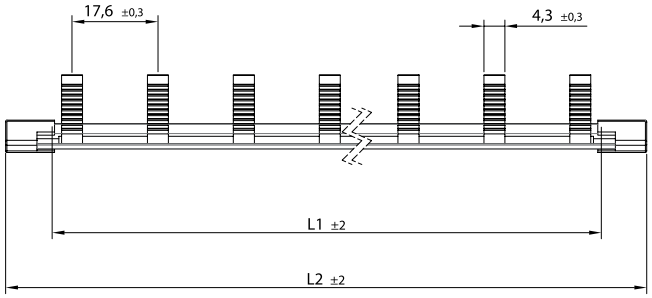

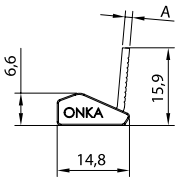

Code: 3000

1 mm Cu 80 A CODE	1.5 mm Cu 100 A CODE	2 mm Cu 125 A CODE	MODUL	L1 (mm)	L2 (mm)	PCS BOX
ONKA-3006	ONKA-3001	ONKA-3011	12	199	219	50
ONKA-3007	ONKA-3002	ONKA-3012	18	304	324	50
ONKA-3008	ONKA-3003	ONKA-3013	24	409	429	50
ONKA-3009	ONKA-3004	ONKA-3014	30	514	534	50
ONKA-3010	ONKA-3005	ONKA-3015	56	970	990	50
ONKA-3000	Plastic Covers of Busbars					100

2-PHASE W AUTOMAT BUSBARS





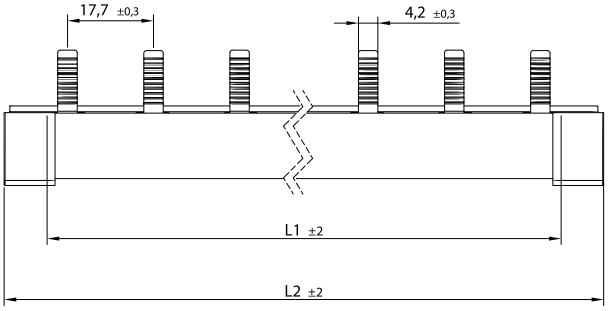

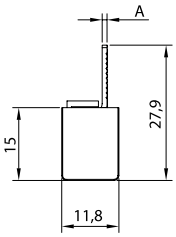

Code: 3026

1 mm Cu 80 A CODE	1.5 mm Cu 100 A CODE	MODUL	L1 (mm)	L2 (mm)	PCS BOX
ONKA - 3021	ONKA - 3031	6	199	219	30
ONKA - 3022	ONKA - 3032	9	304	324	30
ONKA - 3023	ONKA - 3033	12	409	429	30
ONKA - 3024	ONKA - 3034	15	514	534	30
ONKA - 3025	ONKA - 3035	28	970	990	30
ONKA - 3026	Plastic Covers of Busbars				100

3-PHASE W AUTOMAT BUSBARS





MATERIAL	
Material	Elecrolitic Copper
Isolation	PVC
Conductivity Coefficient	56ms/m

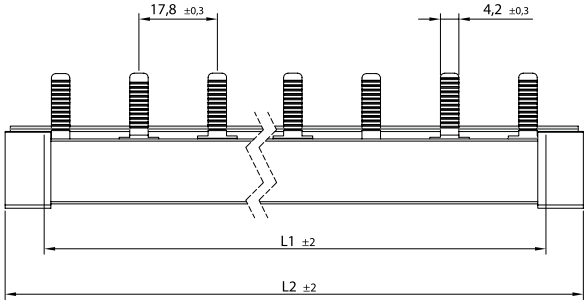

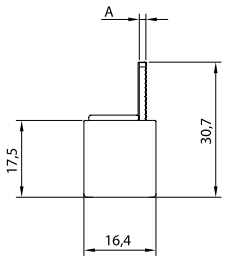



Code: 3056 Kod: 5833

1 mm Cu 80 A CODE	1.5 mm Cu 100 A CODE	2 mm Cu 125 A CODE	MODUL	L1 (mm)	L2 (mm)	PCS BOX
ONKA-3041	ONKA-3051	ONKA-3066	4	199	219	30
ONKA-3042	ONKA-3052	ONKA-3067	6	304	324	30
ONKA-3043	ONKA-3053	ONKA-3068	8	409	429	30
ONKA-3044	ONKA-3054	ONKA-3069	10	514	534	30
ONKA-3045	ONKA-3055	ONKA-3070	20	1040	1060	25
ONKA-3056	Plastic Covers of Busbars (1,5 - 2 mm)					100
ONKA-5833	1 mm Plastic Covers of Busbars (1 mm)					100

3-PHASE + NOTR W AUTOMAT BUSBARS

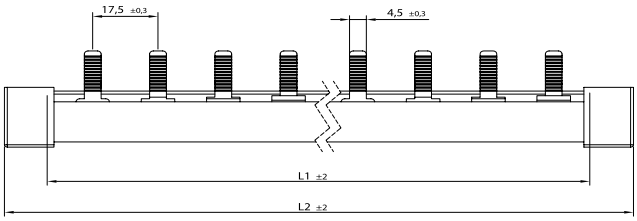

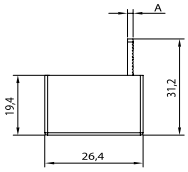

Code: 3057

1.5 mm Cu 100 A CODE	MODUL	L1 (mm)	L2 (mm)	PCS/BOX
ONKA-3058	4	286	306	16
ONKA-3059	8	550	570	16
ONKA-3060	14 (1 m)	970	990	16
ONKA-3057	Plastic Covers of Busbars			100

INSULATED ENGINE PROTECTION BARS (63 AMPERES)



CODE	DESCRIPTIONS	BOX PCS
ONKA-MSVG54-14-2	Engine Protection Bar, Double Module, Tread Width 45 + 9 = 54 mm	1

CODE	DESCRIPTIONS	BOX PCS
ONKA-MSVG54-14-4	Engine Protection Bar, Quart Module, Tread Width 45 + 9 = 54 mm	1

CODE	DESCRIPTIONS	BOX PCS
ONKA-MSVG54-14-5	Engine Protection Bar, Quin Module, Tread Width 45 + 9 = 54 mm	1

CODE	DESCRIPTIONS	BOX PCS
ONKA-MSVG45-14-3	Engine Protection Bar, Triple Module, With No Space, Tread Width 45 mm	1

CODE	DESCRIPTIONS	BOX PCS
ONKA-MSVG45-14-4	Engine Protection Bar, Quart Module, With No Space, Tread Width 45 mm	1

MONOPHASE 1500 VDC W OTOMATE BAR, NEEDLE TYPE (2 mm)



For Solar Systems

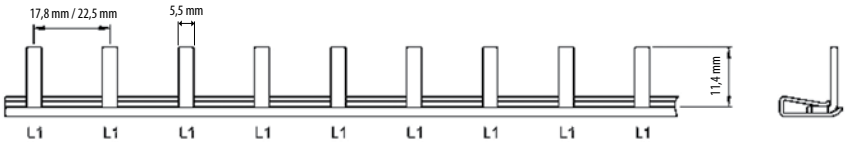

CODE	DESCRIPTIONS	BOX PCS
FTG-6905S-06TE-EK	1-phase, pin, 35 mm^2, 6 mod, 17,8 mm pin pitch, 90°	1
FTG-6905S-08TE-EK	1-phase, pin, 35 mm^2, 8 mod, 17,8 mm pin pitch, 90°	1
FTG-6905S-CY	1-phase, pin, 35 mm^2, 57 mod, 17,8 mm pin pitch, 90°	1
FTG-6907S-06TE-EK	1-phase, pin, 35 mm^2, 6 mod, 22,5 mm pin pitch, 90°	1
FTG-6907S-08TE-EK	1-phase, pin, 35 mm^2, 8 mod, 22,5 mm pin pitch, 90°	1
FTG-6907S-CY	1-phase, pin, 35 mm^2, 44 mod, 22,5 mm pin pitch, 90°	1
FTG-A61	Plastic Cover	1

(L1+N, L2+N, L3+N) W AUTOMAT BUSBARS, (80 A)

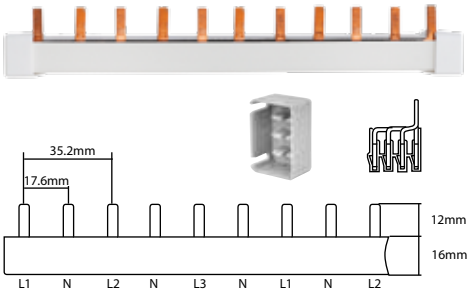

CODE	DESCRIPTIONS	BOX PCS
FTG-4S16L54A0A0N-01	L1 + N, L2 + N, L3 + N . . . 13 MODULES 1 mt	1
FTG-A2	Plastic Covers of Busbars	1

MODULAR POWER CONNECTORS



CODE	DESCRIPTIONS	BOX PCS
ONKA-	Modular (Power) Connectors No.1 (2.5 - 10 mm2)	150
ONKA-3065	Modular (Power) Connectors No.2 (16 - 25 mm2)	100
FTG-802/115 S	No.2 (6 - 25 mm^2)	30
FTG-802/215 S	No.3 (6 - 50 mm^2)	25
FTG-802/114	No.2 (6 - 25 mm^2) Fork Type	25
FTG-MSV GE 1-14	No.2 (6 - 25 mm^2)Fork Type , Triple (L1,L2,L3)	1

MOUNTING DIN RAILS

Technical Features ;

- *Made of DKP material.*
- *With dimension of 35 x 15 mm and 15x5,5 mm, are produced in accordance with international standards.*
- *There are two different coating alternatives as CR + 3 and Galvanized.*
- *Regarding the desired lenghts, special production can be made by cutting rails that provides time and cost saving.*
- *35 x 7,5 mm 35 x 15 mm aluminum rail alternatives are available for carrying order to carry heavy materials.*

Range of Products;

- *35 x 7,5 & 35 x 15 - Flat & Slotted - Sheet Mounting Din Rails (Galvanized)*
- *35 x 7,5 & 35 x 15 - Flat & Slotted - Sheet Mounting Din Rails (CR+3)*
- *15 x 5,5 Flat & Slotted - Sheet Mounting Din Rails (Galvanized)*
- *35 x 7,5 & 35 x 15 - Flat & Slotted - Aluminium Mounting Din Rails*
- *MG type flat aluminium Din Rails*

MOUNTING DIN RAILS

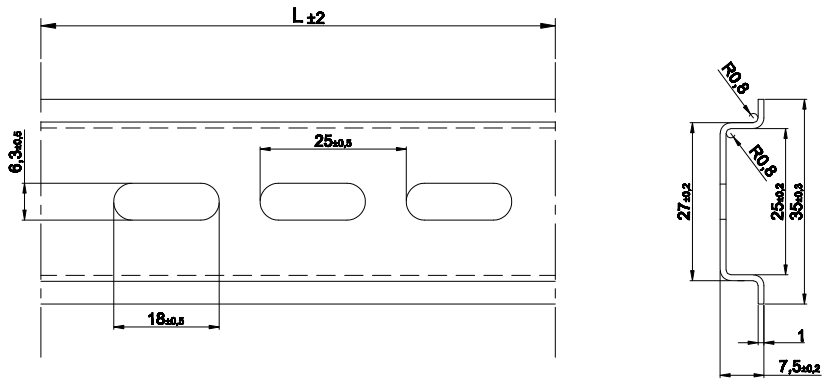

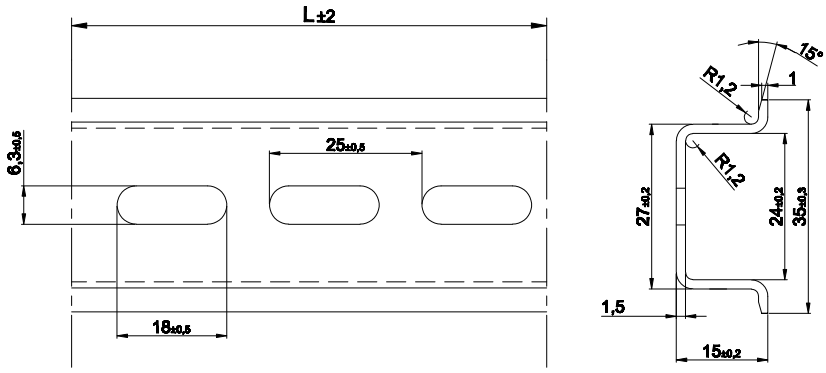

35 x 7,5 FLAT SHEET MOUNTING DIN RAILS (Galvanized)

CODE	TYPE	Pcs.
ONKA-4211	30 cm	100
ONKA-4212	1 m	50
ONKA-4213	2 m	50
ONKA-4214	3 m	25

35 x 7,5 SLOTTED SHEET MOUNTING DIN RAILS (Galvanized)

CODE	TYPE	Pcs.
ONKA-4221	30 cm	100
ONKA-4222	1 m	50
ONKA-4223	2 m	50
ONKA-4224	3 m	25

35 x 15 FLAT SHEET MOUNTING DIN RAILS (Galvanized)

CODE	TYPE	Pcs.
ONKA-4231	30 cm	100
ONKA-4232	1 m	25
ONKA-4233	2 m	25
ONKA-4234	3 m	25

35 x 15 SLOTTED SHEET MOUNTING DIN RAILS (Galvanized)



CODE	TYPE	Pcs.
ONKA-4241	30 cm	100
ONKA-4242	1 m	25
ONKA-4243	2 m	25
ONKA-4244	3 m	25

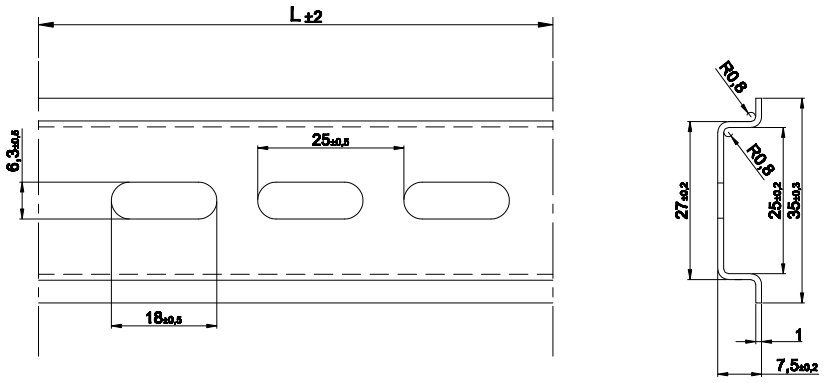

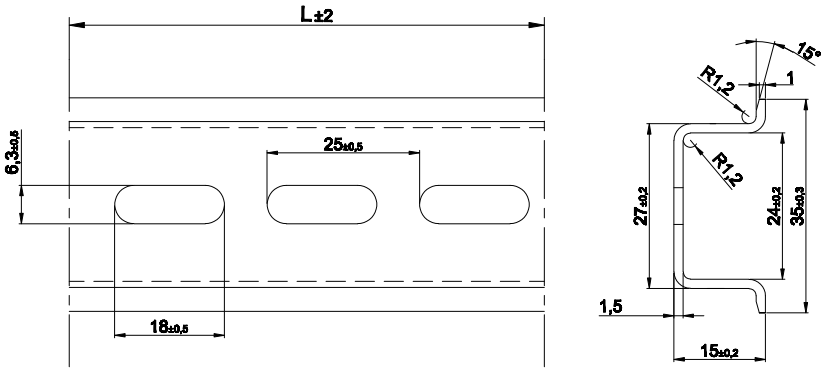

35 x 7,5 FLAT SHEET MOUNTING DIN RAILS (Cr + 3 Plated)

CODE	TYPE	Pcs.
ONKA-4021	30 cm	100
ONKA- 4022	1 m	50
ONKA- 4023	2 m	50
ONKA- 4024	3 m	25

35 x 7,5 SLOTTED SHEET MOUNTING DIN RAILS (Cr + 3 Plated)

CODE	TYPE	Pcs.
ONKA- 4031	30 cm	100
ONKA- 4032	1 m	50
ONKA- 4033	2 m	50
ONKA- 4034	3 m	25

35 x 15 FLAT SHEET MOUNTING DIN RAILS (Cr + 3 Plated)

CODE	TYPE	Pcs.
ONKA- 4061	30 cm	100
ONKA- 4062	1 m	25
ONKA- 4063	2 m	25
ONKA- 4064	3 m	25

35 x 15 SLOTTED SHEET MOUNTING DIN RAILS (Cr + 3 Plated)

CODE	TYPE	Pcs.
ONKA- 4071	30 cm	100
ONKA- 4072	1 m	25
ONKA- 4073	2 m	25
ONKA- 4074	3 m	25

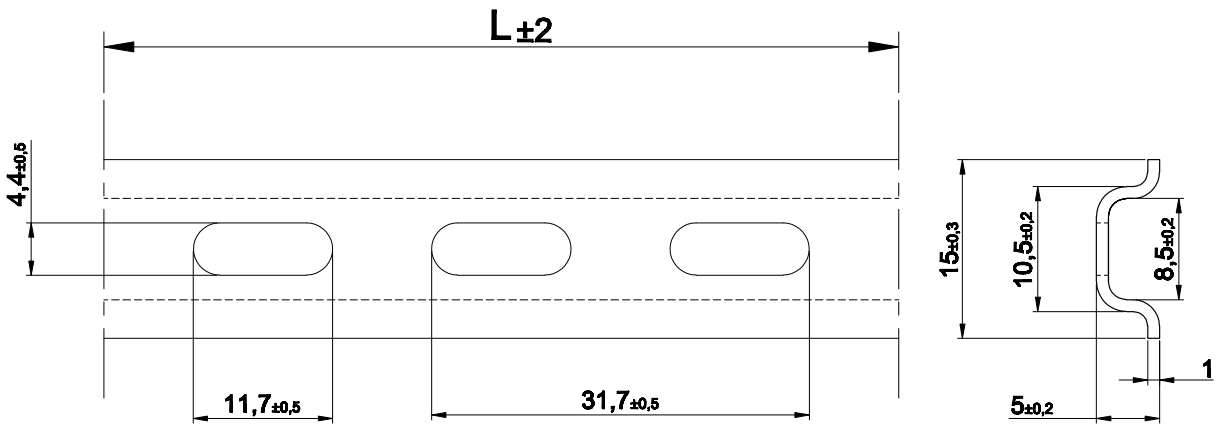

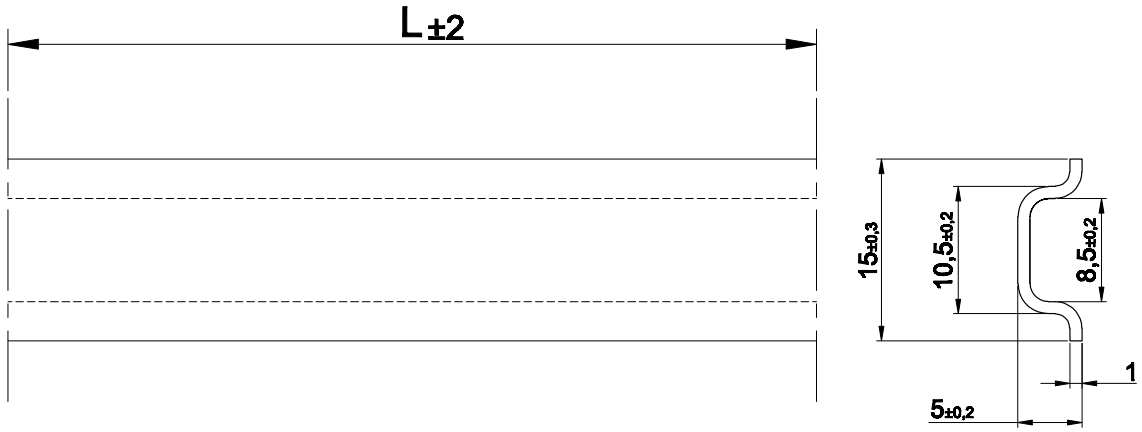

15 x 5,5 FLAT SHEET MOUNTING DIN RAILS (Galvanized)

CODE	TYPE	Pcs.
ONKA- 4246	30 cm	100
ONKA- 4247	1 m	100
ONKA- 4248	2 m	100
ONKA- 4249	3 m	100

15 x 5,5 SLOTTED SHEET MOUNTING DIN RAILS (Galvanized)

CODE	TYPE	Pcs.
ONKA- 4251	30 cm	100
ONKA- 4252	1 m	100
ONKA- 4253	2 m	100
ONKA- 4254	3 m	100

15 x 5,5 FLAT SHEET MOUNTING DIN RAILS (Cr + 3 Plated)

CODE	TYPE	Pcs.
ONKA- 4101	30 cm	100
ONKA- 4102	1 m	100
ONKA- 4103	2 m	100
ONKA- 4104	3 m	100

15 x 5,5 SLOTTED SHEET MOUNTING DIN RAILS (Cr + 3 Plated)

CODE	TYPE	Pcs.
ONKA- 4111	30 cm	100
ONKA- 4112	1 m	100
ONKA- 4113	2 m	100
ONKA- 4114	3 m	100

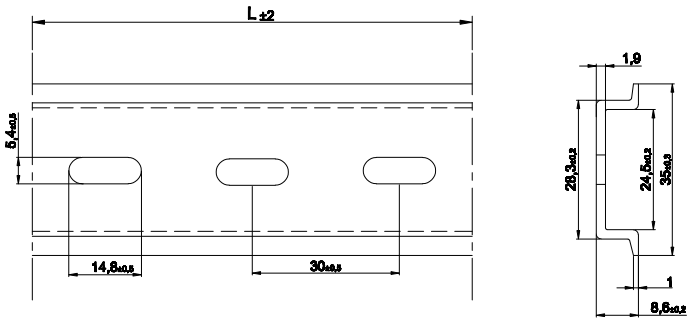

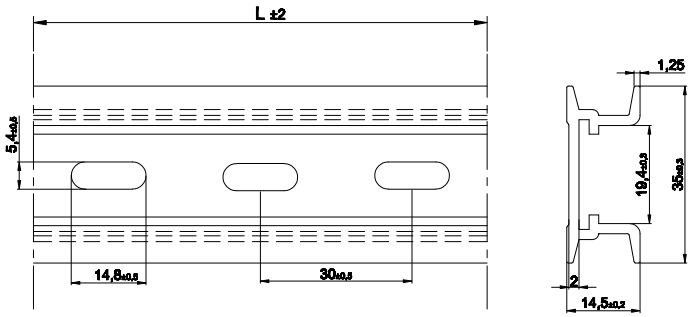

35 x 7,5 FLAT SHEET ALUMINIUM DIN RAILS

CODE	TYPE	Pcs.
ONKA-4121	30 cm	100
ONKA- 4122	1 m	35
ONKA- 4123	2 m	25
ONKA- 4124	3 m	100

35 x 7,5 SLOTTED SHEET ALUMINIUM DIN RAILS

CODE	TYPE	Pcs.
ONKA- 4131	30 cm	100
ONKA- 4132	1 m	35
ONKA- 4133	2 m	25
ONKA- 4134	3 m	100

MG TYPE FLAT SHEET ALUMINIUM DIN RAILS

CODE	TYPE	Pcs.
ONKA- 4141	30 cm	25
ONKA- 4142	1 m	25
ONKA- 4143	2 m	25
ONKA- 4144	3 m	25

MG TYPE SLOTTED SHEET ALUMINIUM DIN RAILS

CODE	TYPE	Pcs.
ONKA-4146	30 cm	25
ONKA- 4147	1 m	25
ONKA- 4148	2 m	25
ONKA- 4149	3 m	25

SHEET MOUNTING RAIL SUPPORT (CR+3 PLATED)

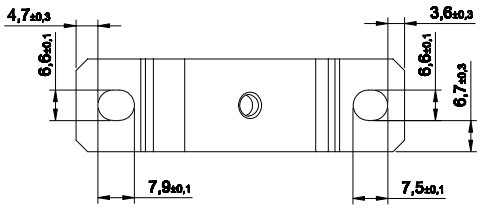

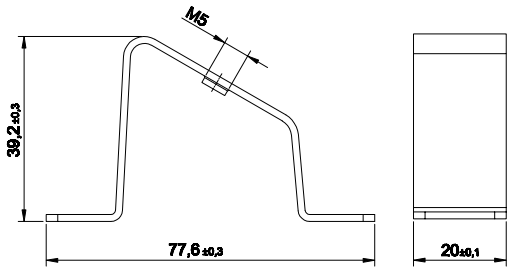

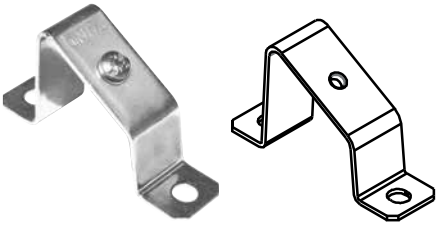

CODE	TYPE	Pcs.
ONKA-4172	Sheet Mounting Rail Support	100

Range of Products;

- *Standard copper cable lugs*
- *Extra standard copper cable lugs*
- *Fork type copper cable lugs*
- *Long type copper cable lugs*
- *DIN norm copper cable lugs*
- *45º - 90º Copper cable lugs*
- *Aluminium cable lugs*
- *DIN Norm Aluminium cable lugs*
- *Welded type copper cable lugs*
- *Standard copper mini butt connectors*
- *Extra standard copper butt connectors*
- *DIN norm copper butt connectors 46235 type*
- *DIN norm aluminium copper butt connectors*
- *Bimetal (AL-CU) Cable lugs*
- *Bimetal (AL-CU) Long taype cable lugs*
- *Aluminium copper butt connectors (Pins)*
- *Aluminium Copper butt connectors*
- *KWB type bimetal (AL-CU)*

99.9 % Electrolytic Cu

CABLE LUGS
BUTT CONNECTORS

STANDARD CABLE LUGS

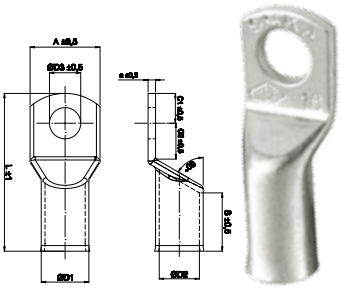

MATERIAL	
Material	Elecrolitic Copper
Conductivity Coefficient	56ms/m
Norm	EN 61238 -1

CODE	REF. NO	CABLE CROSS SECTION mm²	BOLT	ØD1 (mm)	ØD2 (mm)	L (mm)	ØD3 (mm)	A (mm)	C1 (mm)	C2 (mm)	a (mm)	s (mm)	PCS BOX
ONKA-6250	SKP-6	6	M5/M6	5.5	4	24	5.5	7.9	6	5	1,5	9	1500
ONKA-6251	SKP-10	10	M5/M6	6.5	5	24.9	5.5	9.4	5.7	6.3	1,5	9	1250
ONKA-6252	SKP-16	16	M6/M8	7	5.5	27.7	6.5	10.3	6.4	5.6	1,5	10,5	750
ONKA-6253	SKP-25	25	M6/M8	9	7.5	34	8.5	13.4	7.5	8.5	1,5	11,5	450
ONKA-6254	SKP-35	35	M6/M8/M10	10.5	8.5	39	8.5	15.6	8.7	9.3	2	14	300
ONKA-6255	SKP-50	50	M8/M10/M12/M14	12	10	46.6	10.5	17.8	10.3	11.2	2	18	175
ONKA-6256	SKP-70	70	M8/M10/M12/M14	14	11.5	49.2	10.5	20.4	10.7	10.8	2,5	18,5	125
ONKA-6257	SKP-95	95	M8/M10/M12/M14	16	13.5	53.5	10.5	23.7	10.3	11.7	2,5	21	75
ONKA-6258	SKP-120	120	M10/M12/M14/M16	18	15.5	64	13	27	13.7	13.3	2,5	25	50
ONKA-6259	SKP-150	150	M10/M12/M14/M16	20	16.5	71.2	13	29.4	17.4	16.6	3,5	24	40
ONKA-6260	SKP-185	185	M10/M12/M14/M16/M20	22	18.5	77	17	32.4	17.4	17.6	3,5	28	30
ONKA-6261	SKP-240	240	M10/M12/M14/M16/M20	25.5	21.5	83.5	17	37.6	17.4	17.6	4	32	25

EXTRA LONG TYPE COPPER CABLE LUGS

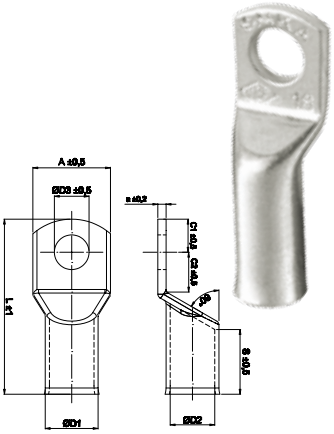

MATERIAL	
Material	Elecrolitic Copper
Conductivity Coefficient	56ms/m
Norm	EN 61238 -1

CODE	REF. NO	CABLE CROSS SECTION mm²	BOLT	ØD1 (mm)	ØD2 (mm)	L (mm)	ØD3 (mm)	A (mm)	C1 (mm)	C2 (mm)	a (mm)	s (mm)	PCS BOX
ONKA-6025	SKP-6	6	M5/M6	5.5	4	25.7	5.5	7.9	6	5	1,5	11,5	1500
ONKA-6026	SKP-10	10	M5/M6	6.5	5	27.3	5.5	9.5	5.6	6.4	1,5	12	1000
ONKA-6027	SKP-16	16	M6/M8	7.8	5.8	29.7	6.5	11.2	5.6	6.4	2	13	600
ONKA-6028	SKP-25	25	M6/M8	9.5	7.2	40	8.5	13.5	7.3	8.3	2,3	17,5	300
ONKA-6029	SKP-35	35	M6/M8/M10	10.8	8.5	43.3	8.5	15.7	8.6	9.4	2,3	18,5	250
ONKA-6030	SKP-50	50	M8/M10/M12/M14	13	10	51.2	10.5	18.7	10.5	11	3	23	150
ONKA-6031	SKP-70	70	M8/M10/M12/M14	14.7	11.5	55	10.5	21.2	10,5	11	3,2	25	100
ONKA-6032	SKP-95	95	M8/M10/M12/M14	16.7	13.5	59.6	10.5	24.5	10.5	11.5	3,2	27	75
ONKA-6033	SKP-120	120	M10/M12/M14/M16	19	15.6	70.6	13	28	13.6	13.4	3,4	32	50
ONKA-6034	SKP-150	150	M10/M12/M14/M16	21	17	77.6	13	30.6	17.6	16.4	4	30	40
ONKA-6035	SKP-185	185	M10/M12/M14/M16/M20	23	19	85	17	34	17.6	17.4	4	36	30
ONKA-6036	SKP-240	240	M10/M12/M14/M16/M20	26	21	90	17	37.8	17.6	17.4	5	38	25
ONKA-6037	SKP-300	300	M14/M16/M20	28.6	23.5	103	17	42	21.2	14.8	5,1	53	10
ONKA-6038	SKP-400	400	M14/M16/M20	32.8	27	125	17	47.5	24	16	5,8	36	10
ONKA-6039	SKP-500	-	-	-	-	-	-	-	-	-			
ONKA-6040	SKP-600	-	-	-	-	-	-	-	-	-			

FORK TYPE COPPER CABLE LUGS

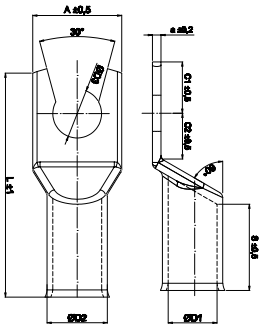

MATERIAL	
Material	Elecrolitic Copper
Conductivity Coefficient	56ms/m
Norm	EN 61238 -1

CODE	CABLE CROSS SECTION mm²	BOLT	ØD1 (mm)	ØD2 (mm)	L (mm)	ØD3 (mm)	A (mm)	C1 (mm)	C2 (mm)	a (mm)	s (mm)	PCS BOX
ONKA-6210	10	M5	6.5	5	25	5.5	9.5	5.5	6.5	1.5	10	1250
ONKA-6211	16	M6	7	5.5	27.5	6.5	10.5	5.5	6.5	1.5	11	750
ONKA-6212	25	M8	9	7.5	34	8.5	13	7	9	1.5	12	450
ONKA-6213	35	M8	10.5	8.5	39	8.5	15.5	8.5	9.5	1.5	16	300
ONKA-6214	50	M8	12	12	47	8.5	18	10	11.5	2	18	175

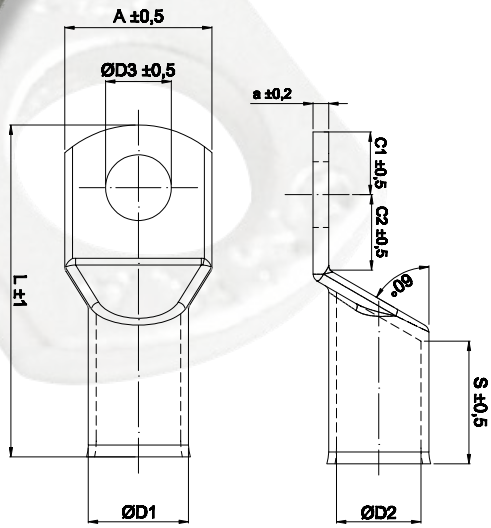

MATERIAL	
Material	Elecrolitic Copper
Conductivity Coefficient	56ms/m
Norm	EN 61238 -1

LONG TYPE COPPER CABLE LUGS

CODE	REF. NO	CABLE CROSS SECTION mm²	BOLT	ØD1 (mm)	ØD2 (mm)	L (mm)	ØD3 (mm)	A (mm)	C1 (mm)	C2 (mm)	a (mm)	s (mm)	PCS/ BOX
ONKA-6401	SKP-6	6	M5/M6	5.5	4	25.7	5.5	8.5	6	5	1,5	11,5	1500
ONKA-6402	SKP-10	10	M5/M6	6.5	5	27.3	5.5	9.5	5.6	6.4	1,5	13	1000
ONKA-6403	SKP-16	16	M6/M8	7	5.5	29.7	6.5	10.5	5.6	6.4	1,5	14,5	600
ONKA-6404	SKP-25	25	M6/M8	9	7.5	40	8.5	13	7.3	8.7	1,5	18	300
ONKA-6405	SKP-35	35	M6/M8/M10	10.5	8.5	43.3	8.5	15.5	8.6	9.4	2	20	250
ONKA-6406	SKP-50	50	M8/M10/M12/M14	12	10	51.2	10.5	18	10.5	11	2	22	150
ONKA-6407	SKP-70	70	M8/M10/M12/M14	14	11.5	55	10.5	20.5	10.5	11	2,9	24	100
ONKA-6408	SKP-95	95	M8/M10/M12/M14	16	13.5	59.6	10.5	23.5	10,5	11.5	2,6	28	75
ONKA-6409	SKP-120	120	M10/M12/M14/M16	18	15.5	70.6	13	26.5	13.6	13.4	2,6	28,5	50
ONKA-6410	SKP-150	150	M10/M12/M14/M16	20	16.5	77.6	13	29	17.6	16.4	3,4	31	40
ONKA-6411	SKP-185	185	M10/M12/M14/M16/M20	22	18.5	85	17	32	17.6	17.4	3,5	36	30
ONKA-6412	SKP-240	240	M10/M12/M14/M16/M20	25.5	21.5	90	17	37.5	17.6	17.4	4	41	25

DIN NORM COPPER CABLE LUGS

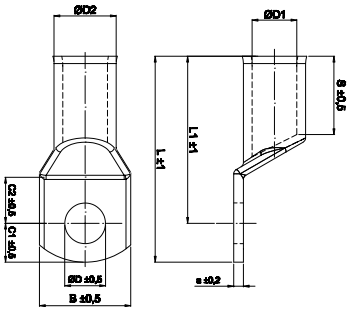

CODE	REF. NO	CABLE SEC. (mm2)	BOLT	D (mm)	D1 (mm)	D2 (mm)	L (mm)	L1 (mm)	B (mm)	C1 (mm)	C2 (mm)	a (mm)	s (mm)	PCS/ BOX
ONKA-6052	**DSKP-10-5**	**10**	**M5**	**5,3**	**5**	**6,5**	**34**	**27**	**9**	**7**	**8,5**	**1,5**	**18**	800
ONKA-6053	DSKP-10-6	10	M6	6,4	5	6,5	34,5	27	9	7,5	8,5	1,5	18	800
ONKA-6054	DSKP-16-6	16	M6	6,4	5,5	8,5	43,5	36	13	7,5	8	2,5	22	300
ONKA-6055	**DSKP-16-8**	**16**	**M8**	**8,4**	**5,5**	**8,5**	**46**	**36**	**13**	**10**	**10**	**2,5**	**22**	300
ONKA-6056	DSKP-16-10	16	M10	10,5	5,5	8,5	48	36	17	12	12	2,5	22	300
ONKA-6057	DSKP-25-6	25	M6	6,6	7	10	45,5	38	14	7,5	8	2,5	22,5	250
ONKA-6058	**DSKP-25-8**	**25**	**M8**	**8,4**	**7**	**10**	**48**	**38**	**16**	**10**	**10**	**2,5**	**22,5**	250
ONKA-6059	DSKP-25-10	25	M10	10,5	7	10	50	38	17	12	12	2,5	22,5	250
ONKA-6106	DSKP-25-12	25	M12	13	7	10	51	38	19	13	13	2,5	22,5	250
ONKA-6061	DSKP-35-8	35	M8	8,4	8,2	12,5	52	42	17	10	10	4	24	150
ONKA-6062	**DSKP-35-10**	**35**	**M10**	**10,5**	**8,2**	**12,5**	**54**	**42**	**19**	**12**	**12**	**4**	**24**	150
ONKA-6063	DSKP-35-12	35	M12	13	8,2	12,5	55	42	21	13	13	4	24	150
ONKA-6064	DSKP-50-8	50	M8	8,4	10	14,5	62	52	20	10	10	4	33	75
ONKA-6065	**DSKP-50-10**	**50**	**M10**	**10,5**	**10**	**14,5**	**64**	**52**	**22**	**12**	**12**	**4**	**33**	75
ONKA-6066	DSKP-50-12	50	M12	13	10	14,5	65	52	24	13	13	4	33	75
ONKA-6067	DSKP-50-16	50	M16	17	10	14,5	68	52	28	16	16	4	33	75
ONKA-6068	DSKP-70-8	70	M8	8,4	11,5	16,5	65	55	24	10	10	4	34	75
ONKA-6069	**DSKP-70-10**	**70**	**M10**	**10,5**	**11,5**	**16,5**	**68**	**55**	**23,8**	**13**	**12**	**4**	**34**	75
ONKA-6070	DSKP-70-12	70	M12	13	11,5	16,5	68	55	24	13	13	4	34	75
ONKA-6072	DSKP-70-16	70	M16	17	11,5	16,5	71	55	30	16	16	4	34	75
ONKA-6074	DSKP-95-10	95	M10	10,5	13,5	19	77	65	28	12	12	5,2	42	40
ONKA-6075	**DSKP-95-12**	**95**	**M12**	**13**	**13,5**	**19**	**78,5**	**64,5**	**27**	**14**	**14**	**5,2**	**42**	40
ONKA-6077	DSKP-95-16	95	M16	17	13,5	19	81	65	32	16	16	5,2	42	40
ONKA-6078	DSKP-120-10	120	M10	10,5	15,5	21	85	70	32	15	16	5,3	42	40
ONKA-6079	**DSKP-120-12**	**120**	**M12**	**13**	**15,5**	**21**	**86**	**69,5**	**30**	**16,5**	**16,5**	**5,3**	**42**	40
ONKA-6081	DSKP-120-16	120	M16	17	15,5	21	89	70	32	19	20	5,3	42	40
ONKA-6082	DSKP-120-20	120	M20	21	15,5	21	91	70	39	21	22	5,3	42	40
ONKA-6083	DSKP-150-10	150	M10	10,5	17	23,5	93	78	34	15	16	6,3	46	25
ONKA-6084	**DSKP-150-12**	**150**	**M12**	**13**	**17**	**23,5**	**94**	**78**	**34**	**16**	**17**	**6,3**	**46**	25
ONKA-6086	DSKP-150-16	150	M16	17	17	23,5	97	78	34	19	20	6,3	46	25
ONKA-6087	DSKP-150-20	150	M20	21	17	23,5	99	78	40	21	22	6,3	46	25
ONKA-6088	DSKP-185-10	185	M10	10,5	19	25,5	97	82	37	15	16	6,4	47	20
ONKA-6089	**DSKP-185-12**	**185**	**M12**	**13**	**19**	**25,5**	**98**	**82**	**37**	**16**	**17**	**6,4**	**47**	20
ONKA-6091	DSKP-185-16	185	M16	17	19	25,5	101	82	37	19	20	6,4	47	20
ONKA-6092	DSKP-185-20	185	M20	21	19	25,5	103	82	40	21	22	6,4	47	20
ONKA-6094	**DSKP-240-12**	**240**	**M12**	**13**	**21,5**	**29**	**108**	**92**	**42**	**16**	**17**	**6,4**	**54**	15
ONKA-6096	DSKP-240-16	240	M16	17	21,5	29	111	92	42	19	20	6,4	54	15
ONKA-6097	DSKP-240-20	240	M20	21	21,5	29	113	92	45	21	22	6,4	54	15
ONKA-6098	DSKP-300-14	300	M14	15	24,5	32	119	100	48	19	22	8	56	10
ONKA-6099	**DSKP-300-16**	**300**	**M16**	**17**	**24,5**	**32**	**119**	**100**	**48**	**19**	**22**	**8**	**56**	10
ONKA-6100	DSKP-300-20	300	M20	21	24,5	32	119	100	48	19	22	8	56	10
ONKA-6101	DSKP-400-14	400	M14	15	27,5	38,5	140	121	55	19	22	11,6	67	10
ONKA-6102	**DSKP-400-16**	**400**	**M16**	**17**	**27,5**	**38,5**	**140**	**121**	**55**	**19**	**22**	**11,6**	**67**	10
ONKA-6103	DSKP-400-20	400	M20	21	27,5	38,5	140	121	55	19	22	11,6	67	10
ONKA-6104	DSKP-500-20	500	M20	-	-	-	-	-	-	-	-			
ONKA-6105	DSKP-625-20	625	M20	-	-	-	-	-	-	-	-			

MATERIAL	
Material	Elecrolitic Copper
Conductivity Coefficient	56ms/m
Norm	DIN 46235

45º CABLE LUGS

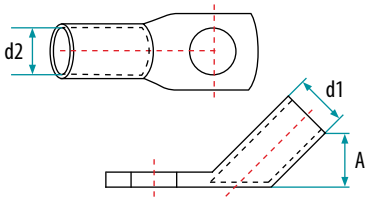

CODE	METRIC (ø)	SECTION	INT. DIA (d1) mm	EXT. DIA (d2) mm	CABLE L. (A)	PCS/BOX
ONKA-6304	M 5	6	4.00	5.50	9.50	800
ONKA-6305	M 5/6	10	4.50	6.00	11.50	500
ONKA-6306	M 6/8/10	16	5.50	7.50	12.50	300
ONKA-6307	M 8/10	25	7.00	9.50	15.50	200
ONKA-6308	M 8/10	35	8.50	11.00	17.00	125
ONKA-6309	M 10/12	50	10.00	13.00	18.50	80
ONKA-6310	M 10/12	70	11.50	14.50	22.00	60
ONKA-6311	M 10/12/14	95	13.50	16.50	24.00	40
ONKA-6312	M 10/12/14	120	14.50	18.00	27.00	30
ONKA-6313	M 10/12/16	150	16.50	21.00	29.00	25
ONKA-6314	M 10/12/16	185	18.50	23.00	32.00	20
ONKA-6315	M 10/12/16	240	21.00	26.00	37.00	15
ONKA-6316	M 12/16	300	23.50	28.50	39.00	8

90º CABLE LUGS

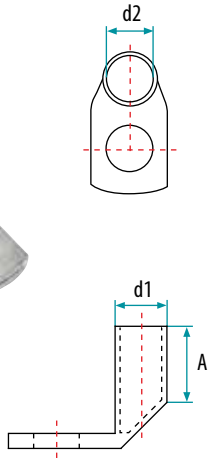

CODE	METRIC (ø)	SECTION	INT. DIA (d1) mm	EXT. DIA (d2) mm	CABLE L. (A)	PCS/BOX
ONKA-6319	M 5	6	4.00	5.50	9.50	800
ONKA-6320	M 5/6	10	4.50	6.00	11.50	500
ONKA-6321	M 6/8/10	16	5.50	7.50	12.50	300
ONKA-6322	M 8/10	25	7.00	9.50	15.50	200
ONKA-6323	M 8/10	35	8.50	11.00	17.00	150
ONKA-6324	M 10/12	50	10.00	13.00	18.50	80
ONKA-6325	M 10/12	70	11.50	14.50	22.00	60
ONKA-6326	M 10/12/14	95	13.50	16.50	24.00	50
ONKA-6327	M 10/12/14	120	14.50	18.00	27.00	30
ONKA-6328	M 10/12/16	150	16.50	21.00	29.00	25
ONKA-6329	M 10/12/16	185	18.50	23.00	32.00	20
ONKA-6330	M 10/12/16	240	21.00	26.00	37.00	15
ONKA-6331	M 12/16	300	23.50	28.50	39.00	8

ALUMINIUM CABLE LUGS

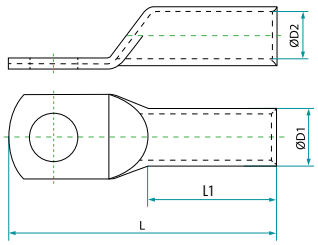

CODE	METRIC (ø)	SECTION	INT. DIA (d1) mm	EXT. DIA (d2) mm	CABLE L. (A)	LENGHT	PCS/BOX
ONKA-6290	M5	16	5.50	10.00	32.00	70.00	120
ONKA-6291	M5	25	7.00	12.00	34.00	75.00	90
ONKA-6292	M6	35	8.00	14.00	40.00	85.00	60
ONKA-6293	M8	50	10.00	16.00	42.00	90.00	50
ONKA-6294	M8	70	11.50	18.00	47.00	100.00	35
ONKA-6295	M10	95	13.50	21.00	50.00	112.00	30
ONKA-6296	M10	120	15.00	23.00	53.00	120.00	25
ONKA-6297	M12	150	16.50	25.00	55.00	128.00	15
ONKA-6298	M12	185	18.50	27.00	58.00	133.00	10
ONKA-6299	M12	240	21.00	30.00	60.00	140.00	8
ONKA-6300	M12	300	23.50	34.00	65.00	165.00	8

DIN NORM ALUMINIUM CABLE LUGS

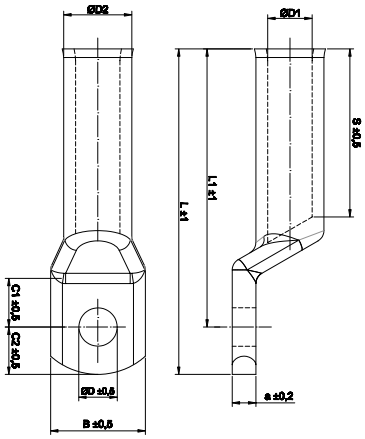

MATERIAL	
Material	Aluminium
Norm	DIN 46235

CODE	REF. NR.	CABLE CROSS SECTION	BOLT	D (mm)	D1 (mm)	D2 (mm)	L (mm)	L1 (mm)	B (mm)	C1 (mm)	C2 (mm)	a (mm)	s (mm)	PCS/ BOX
ONKA-6122	**DSKP-10**	10 mm^2	M6	5,5	5	8	50	43	9	7	8,5	3,2	30	300
ONKA-6123	**DSKP-16**	16 mm^2	M6	8,4	6	10	53	43	13	10	10	3,7	30	200
ONKA-6124	**DSKP-25**	25 mm^2	M8	8,4	7	12	62	52	16	10	10	5	36	100
ONKA-6125	**DSKP-35**	35 mm^2	M10	10,5	8,2	14	70	58	19	12	12	5	46	75
ONKA-6126	**DSKP-50**	50 mm^2	M10	10,5	10	16	80	68	22	12	12	6,3	47	70
ONKA-6127	**DSKP-70**	70 mm^2	M10	10,5	12	18	90	78	24	12	12	6,2	53	40
ONKA-6128	**DSKP-95**	95 mm^2	M12	13	13,4	22	95	82	28	13	13	8	55	25
ONKA-6129	**DSKP-120**	120 mm^2	M12	13	15	23	110	94	32	16	17	6,4	61	20
ONKA-6130	**DSKP-150**	150 mm^2	M14	13	16,5	26	114	98	34	16	17	9	63	15
ONKA-6131	**DSKP-185**	185 mm^2	M14	13	18,5	28	125	109	37	16	17	8	63	10
ONKA-6132	**DSKP-240**	240 mm^2	M14	13	32	20	140	124	42	16	17	10	79	8

Onka®

WELDED TYPE COPPER CABLE LUGS

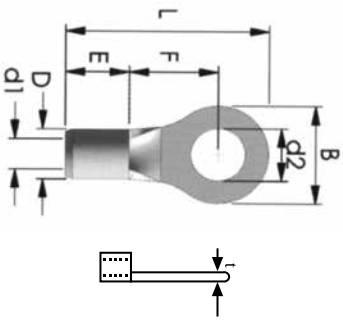

DIN 46234 Standard Copper (Nickel Plated)

CODE	CROSS SECTION	METRIC DIMENSION (d2)	d_1	l_1	b	l_2	d_2	PCS/BOX
ONKA-102000	0.5 - 1 mm^2	M2.5	1.6	10.8	6.0	4.8	2,2	1000
ONKA-102002	0.5 - 1 mm^2	M3	1.6	10.8	6.0	4.8	3,2	1000
ONKA-102004	0.5 - 1 mm^2	M3.5	1.6	10.8	6.0	4.8	3,7	1000
ONKA-102006	0.5 - 1 mm^2	M4	1.6	11.8	8.0	4.8	4,3	1000
ONKA-102008	0.5 - 1 mm^2	M5	1.6	12.8	10.0	4.8	5,3	1000
ONKA-102010	0.5 - 1 mm^2	M6	1.6	14.8	11.0	4.8	6,5	1000
ONKA-102011	0.5 - 1 mm^2	M8	1.6	17.0	14.0	4.8	8,4	1000
ONKA-102012	1.5 - 2.5 mm^2	M3	2.3	10.8	6.0	4.8	3,2	1000
ONKA-102014	1.5 - 2.5 mm^2	M3.5	2.3	10.8	6.0	4.8	3,7	1000
ONKA-102016	1.5 - 2.5 mm^2	M4	2.3	11.8	8.0	4.8	4,3	1000
ONKA-102018	1.5 - 2.5 mm^2	M5	2.3	13.8	10.0	4.8	5,3	1000
ONKA-102020	1.5 - 2.5 mm^2	M6	2.3	15.8	11.0	4.8	6.5	1000
ONKA-102022	1.5 - 2.5 mm^2	M8	2.3	16.8	14.0	4.8	8.4	1000
ONKA-102023	1.5 - 2.5 mm^2	M10	2.3	17.0	15.0	4.8	10.5	1000
ONKA-102024	4 - 6 mm^2	M4	3.6	14.0	8.0	6.0	4,3	100
ONKA-102026	4 - 6 mm^2	M5	3.6	15.0	10.0	6.0	5,3	100
ONKA-102028	4 - 6 mm^2	M6	3.6	16.0	11.0	6.0	6.5	100
ONKA-102030	4 - 6 mm^2	M8	3.6	19.0	14.0	6.0	8.4	100
ONKA-102032	4 - 6 mm^2	M10	3.6	21.0	18.0	6.0	10.5	100
ONKA-102033	4 - 6 mm^2	M12	3.6	21.0	18.0	6.0	13.0	100
ONKA-102034	10 mm^2	M4	4.5	16.0	10.0	8.0	4,3	100
ONKA-102036	10 mm^2	M5	4.5	16.0	10.0	8.0	5,3	100
ONKA-102038	10 mm^2	M6	4.5	17.0	11.0	8.0	6.5	100
ONKA-102040	10 mm^2	M8	4.5	20.0	14.0	8.0	8.4	100
ONKA-102042	10 mm^2	M10	4.5	21.0	18.0	8.0	10.5	100
ONKA-102044	10 mm^2	M12	4.5	23.0	22.0	8.0	13.0	100
ONKA-102046	16 mm^2	M5	5.8	20.0	11.0	10.0	5,3	100
ONKA-102048	16 mm^2	M6	5.8	20.0	11.0	10.0	6.5	100
ONKA-102050	16 mm^2	M8	5.8	22.0	14.0	10.0	8.4	100
ONKA-102052	16 mm^2	M10	5.8	24.0	18.0	10.0	10.5	100
ONKA-102054	16 mm^2	M12	5.8	26.0	22.0	10.0	13.0	100
ONKA-102056	25 mm^2	M5	7.5	25.0	12.0	11.0	5,3	100
ONKA-102058	25 mm^2	M6	7.5	25.0	12.0	11.0	6.5	100
ONKA-102060	25 mm^2	M8	7.5	25.0	16.0	11.0	8.4	100
ONKA-102062	25 mm^2	M10	7.5	26.0	18.0	11.0	10.5	100
ONKA-102064	25 mm^2	M12	7.5	31.0	22.0	11.0	13.0	100
ONKA-102066	25 mm^2	M14	7.5	31.0	22.0	11.0	15.0	100
ONKA-102068	25 mm^2	M16	7.5	35.0	28.0	11.0	17.0	100
ONKA-102070	35 mm^2	M6	9.0	26.0	15.0	12.0	6.5	100
ONKA-102072	35 mm^2	M8	9.0	26.0	16.0	12.0	8.4	100
ONKA-102074	35 mm^2	M10	9.0	27.0	18.0	12.0	10.5	100
ONKA-102076	35 mm^2	M12	9.0	31.0	22.0	12.0	13.0	100
ONKA-102078	35 mm^2	M14	9.0	31.0	22.0	12.0	15.0	100
ONKA-102080	35 mm^2	M16	9.0	35.0	28.0	12.0	17.0	100
ONKA-102082	50 mm^2	M6	11.0	34.0	18.0	16.0	6.5	100
ONKA-102084	50 mm^2	M8	11.0	34.0	18.0	16.0	8.4	100
ONKA-102086	50 mm^2	M10	11.0	34.0	18.0	16.0	10.5	100
ONKA-102088	50 mm^2	M12	11.0	36.0	22.0	16.0	13.0	100
ONKA-102090	50 mm^2	M14	11.0	36.0	22.0	16.0	15.0	100
ONKA-102092	50 mm^2	M16	11.0	40.0	22.0	16.0	17.0	100
ONKA-102093	70 mm^2	M6	15.0	38.0	22.0	18.0	6.5	100
ONKA-102094	70 mm^2	M8	15.0	38.0	22.0	18.0	8.4	100
ONKA-102096	70 mm^2	M10	15.0	38.0	22.0	18.0	10.5	100
ONKA-102098	70 mm^2	M12	15.0	38.0	22.0	18.0	13.0	100
ONKA-102100	70 mm^2	M14	15.0	38.0	22.0	18.0	15.0	100
ONKA-102102	70 mm^2	M16	15.0	42.0	28.0	18.0	17.0	100
ONKA-102103	95 mm^2	M8	15.0	42.0	24.0	20.0	8.4	100
ONKA-102104	95 mm^2	M10	15.0	42.0	24.0	20.0	10.5	100
ONKA-102106	95 mm^2	M12	15.0	42.0	24.0	20.0	13.0	100
ONKA-102108	95 mm^2	M14	15.0	42.0	24.0	20.0	15.0	100
ONKA-102110	95 mm^2	M16	15.0	44.0	28.0	20.0	17.0	100
ONKA-102111	120 mm^2	M8	16.5	44.0	24.0	22.0	8.4	50
ONKA-102112	120 mm^2	M10	16.5	44.0	24.0	22.0	10.5	50
ONKA-102114	120 mm^2	M12	16.5	44.0	24.0	22.0	13.0	50
ONKA-102116	120 mm^2	M14	16.5	44.0	24.0	22.0	15.0	50
ONKA-102118	120 mm^2	M16	16.5	48.0	28.0	22.0	17.0	50
ONKA-102120	150 mm^2	M10	19.0	50.0	30.0	24.0	10.5	50
ONKA-102123	150 mm^2	M12	19.0	50.0	30.0	24.0	13.0	50
ONKA-102124	150 mm^2	M14	19.0	50.0	30.0	24.0	15.0	50
ONKA-102126	150 mm^2	M16	19.0	50.0	30.0	24.0	17.0	50
ONKA-102127	185 mm^2	M10	21.0	50.0	36.0	28.0	10.5	50
ONKA-102128	185 mm^2	M12	21.0	50.0	36.0	28.0	13.0	50
ONKA-102130	185 mm^2	M14	21.0	50.0	36.0	28.0	15.0	50
ONKA-102132	185 mm^2	M16	21.0	50.0	36.0	28.0	17.0	50
ONKA-102133	240 mm^2	M10	23.5	56.0	38.0	32.0	10.5	50
ONKA-102134	240 mm^2	M12	23.5	56.0	38.0	32.0	13.0	50
ONKA-102136	240 mm^2	M14	23.5	56.0	38.0	32.0	15.0	50
ONKA-102138	240 mm^2	M16	23.5	56.0	38.0	32.0	17.0	50

STANDARD COPPER BUTT CONNECTORS

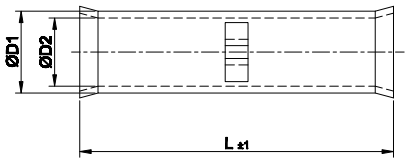

CODE	REF. NR.	CABLE CROSS SECTION	ØD1	ØD2	L	PCS/BOX
ONKA - 6140	SEM-6	6 mm²	5.5	4	24	1.000
ONKA - 6141	SEM-10	10 mm²	6.5	5	25,5	750
ONKA - 6142	SEM-16	16 mm²	7	5.5	28	500
ONKA - 6143	SEM-25	25 mm²	9	7.5	34,5	300
ONKA - 6144	SEM-35	35 mm²	10.5	8.5	39,5	300
ONKA - 6145	SEM-50	50 mm²	12	10	47,5	150
ONKA - 6146	SEM-70	70 mm²	14	11.5	49,5	100
ONKA - 6147	SEM-95	95 mm²	16	13.5	53,5	75
ONKA - 6148	SEM-120	120 mm²	18	15.5	64	50
ONKA - 6149	SEM-150	150 mm²	20	16.5	70	35
ONKA - 6150	SEM-185	185 mm²	22	18.5	75	25
ONKA - 6151	SEM-240	240 mm²	25.5	21.5	83,5	20

EXTRA LONG TYPE COPPER BUTT CONNECTORS

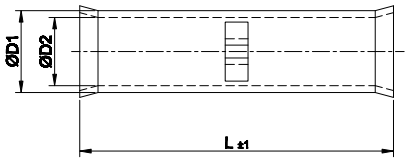

CODE	REF. NR.	CABLE CROSS SECTION	ØD1	ØD2	L	PCS/BOX
ONKA - 6160	SEM-6	6 mm²	5,5	4	26,5	1000
ONKA - 6161	SEM-10	10 mm²	6,5	5	28	750
ONKA - 6162	SEM-16	16 mm²	7,8	5,8	30,5	500
ONKA - 6163	SEM-25	25 mm²	9,5	7,2	40,5	400
ONKA - 6164	SEM-35	35 mm²	10,8	8,5	44	250
ONKA - 6165	SEM-50	50 mm²	13	10	50	150
ONKA - 6166	SEM-70	70 mm²	14,7	11,5	55,5	100
ONKA - 6167	SEM-95	95 mm²	16,7	13,5	59,5	75
ONKA - 6168	SEM-120	120 mm²	19	15,6	65	50
ONKA - 6169	SEM-150	150 mm²	21	17	70	35
ONKA - 6170	SEM-185	185 mm²	23	19	75	25
ONKA - 6171	SEM-240	240 mm²	26	21	85	20
ONKA - 6172	SEM-300	300 mm²	28,6	23,5	100	15
ONKA - 6173	SEM-400	400 mm²	32,8	27	110	10
ONKA - 6174	SEM-500	500 mm²	-	-	-	10
ONKA - 6175	SEM-600	600 mm²	-	-	-	10

DIN NORM COPPER BUTT CONNECTORS 46235 TYPE

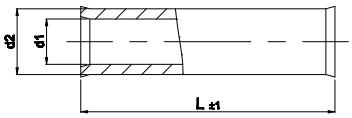

CODE	REF. NR.	CABLE CROSS SECTION	Ød1	Ød2	L	PCS/BOX
ONKA - 6181	SEM-10	10 mm²	6,5	5	30	400
ONKA - 6182	SEM-16	16 mm²	8,5	5,5	50	250
ONKA - 6183	SEM-25	25 mm²	10	7	50	250
ONKA - 6184	SEM-35	35 mm²	12,5	8,2	50	100
ONKA - 6185	SEM-50	50 mm²	14,5	10	56	100
ONKA - 6186	SEM-70	70 mm²	16,5	11,5	56	50
ONKA - 6187	SEM-95	95 mm²	19	13,5	70	40
ONKA - 6188	SEM-120	120 mm²	21	15,5	70	30
ONKA - 6189	SEM-150	150 mm²	23,5	17	80	20
ONKA - 6190	SEM-185	185 mm²	25,5	19	85	15
ONKA - 6191	SEM-240	240 mm²	29	21,5	90	10
ONKA - 6192	SEM-300	300 mm²	32	24,5	100	10
ONKA - 6193	SEM-400	400 mm²	38,5	27,5	150	10
ONKA - 6194	SEM-500	500 mm²	-	-	-	10
ONKA - 6195	SEM-625	625 mm²	-	-	-	10

DIN NORM ALUMINIUM COPPER BUTT CONNECTORS

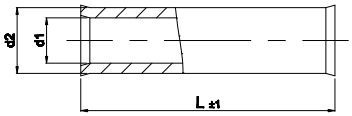

CODE	CABLE CROSS SECTION	Ød1	Ød2	L	PCS/BOX
ONKA - 6270	DEM-10 mm²	8	5	52	300
ONKA - 6271	DEM-16 mm²	10	6	55	250
ONKA - 6272	DEM-25 mm²	12	7	64	150
ONKA - 6273	DEM-35 mm²	14	8,2	72	100
ONKA - 6274	DEM-50 mm²	16	10	82	75
ONKA - 6275	DEM-70 mm²	18	12	92	40
ONKA - 6276	DEM-95 mm²	22	13,4	97	20
ONKA - 6277	DEM-120 mm²	23	15	112	15
ONKA - 6278	DEM-150 mm²	26	16,5	116	8
ONKA - 6279	DEM-185 mm²	28	18,5	127	7
ONKA - 6280	DEM-240 mm²	32	20	142	5

BIMETAL (AL-CU) CABLE LUGS

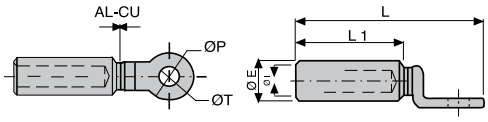

CODE	REF. NR.	CABLE CROSS SECTION	ØE	ØI	L	ØT	L1	PCS/ BOX
ONKA-6108	TBF-16	16 mm²	20	6,5	84	12,8	46	30
ONKA-6109	TBF-25	25 mm²	20	6,5	84	12,8	46	30
ONKA-6110	TBF-35	35 mm²	20	8	84	12,8	46	30
ONKA-6111	TBF-50	50 mm²	20	9	84	12,8	46	30
ONKA-6112	TBF-70	70 mm²	20	11	84	12,8	46	30
ONKA-6113	TBF-95	95 mm²	20	12,5	84	12,8	46	30
ONKA-6114	TBF-120	120 mm²	25	13,7	107	12,8	62,5	30
ONKA-6115	TBF-150	150 mm²	25	15,5	107	12,8	62,5	30
ONKA-6116	TBF-185	185 mm²	32	17	117	14,5	64	30
ONKA-6117	TBF-240	240 mm²	32	19,5	117	14,5	64	15
ONKA-6118	TBF-300	300 mm²	36	23,3	157	16,3	90	15
ONKA-6119	TBF-400	400 mm²	36	26	157	16,3	90	10

BIMETAL (AL-CU) LONG TYPE CABLE LUGS

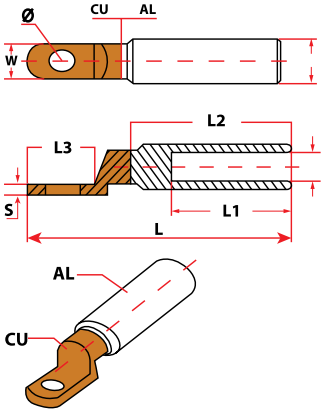

CODE	REF. NR	CABLE CROSS SECTION	D	d	L±1	L1	L2	L3	W	Q	S	PCS/ BOX
ONKA - 6510	CAL-M16	16 mm²	16	5,5	82	38	50	23	14,0	8,5	3,2	30
ONKA - 6511	CAL-M25	25 mm²	16	6,5	82	38	50	23	14,0	8,5	3,2	30
ONKA - 6512	CAL-M35	35 mm²	16	8,2	82	38	50	23	14,0	8,5	3,2	30
ONKA - 6513	CAL-M50	50 mm²	20	9,7	94	43	55	27	16,0	8,5	5,2	30
ONKA - 6514	CAL-M70	70 mm²	20	11	94	43	55	27	16,0	8,5	5,2	30
ONKA - 6515	CAL-M95	95 mm²	20	12,5	94	43	55	27	16,0	8,5	5,2	30
ONKA - 6516	CAL-M120	120 mm²	25	14,5	120	60	72	32	23,0	10,5	6,5	30
ONKA - 6517	CAL-M150	150 mm²	25	16,5	120	60	72	32	23,0	10,5	6,5	30
ONKA - 6518	CAL-M185	185 mm²	32	17,5	133	60	73	38	23,0	12,5	8	30
ONKA - 6519	CAL-M240	240 mm²	32	19,5	133	60	73	38	29,0	12,5	8	15
ONKA - 6520	CAL-M300	300 mm²	34	23	133	61	73	35	29,0	12,5	8,5	-
ONKA - 6521	CAL-M400	400 mm²	40	26,2	163	93	105	35	29,0	12,5	10,5	-
ONKA - 6522	CAL-M500	500 mm²	40	29	163	93	105	35	29,0	12,5	10,5	-

ALUMINIUM COPPER BUTT CONNECTORS (PINS)



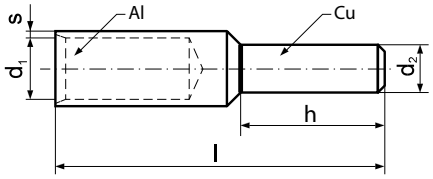

CODE	CABLE CROSS SECTION		ØD1	ØD2	L		PCS/ BOX
	Multi Core Cable	Single Core Cable	D1	D2	l	h	
ONKA - 6335	25	35	6.8	6	58	20	1
ONKA - 6336	35	50	8.0	7	71	22	1
ONKA - 6337	50	70	9.8	8	74	25	1
ONKA - 6338	70	95	11.2	10	87	30	1
ONKA - 6339	95	120	13.2	12	91	33	1
ONKA - 6340	120	150	14.7	12	97	38	1
ONKA - 6341	150	185	16.3	12	108	38	1
ONKA - 6342	185	240	18.3	14	116	44	1
ONKA - 6343	240	300	21.0	16	128	44	1
ONKA - 6344	300	–	23.3	18	131	46	1

ALUMINIUM COPPER BUTT CONNECTORS

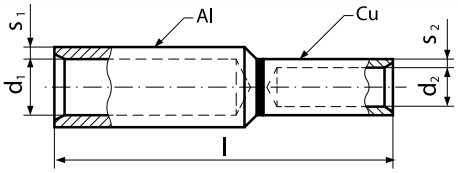

CODE	AL CABLE SEC.	CU CABLE SEC.	d1	d2	l	PCS/ BOX
ONKA - 6351	35 mm²	16 mm²	8.0	5.5	71.0	1
ONKA - 6352	50 mm²	25 mm²	9.8	5.5	71.5	1
ONKA - 6353	70 mm²	35 mm²	11.2	5.5	79.0	1
ONKA - 6354	95 mm²	50 mm²	13.2	5.5	79.0	1
ONKA - 6355	120 mm²	70 mm²	14.7	5.5	87.0	1
ONKA - 6356	150 mm²	95 mm²	16.3	5.5	93.3	1
ONKA - 6357	185 mm²	120 mm²	18.3	10.0	108.0	1
ONKA - 6358	240 mm²	150 mm²	21.0	10.0	116.0	1

KJB TYPE BIMETAL (AL-CU)

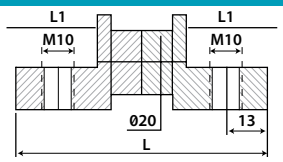

CODE	REF. NR	L (mm)	L1 (mm)	B (mm)	BOLT DIAMETER
ONKA - 6530	KJB-26	80	26	26	M 10
ONKA - 6531	KJB-29	80	26	29	M 10

CURRENT TRANSFORMENS

Technical Features ;

- *Wide Range of primary/secondary current with high accuracy options.*
- *Compacted sizes available for narrow spaces and lower cost*
- *Various mounting options available: DIN rail adapter for easy mounting or steel feet for stronger fixing.*
- *Terminals: Integral terminal cover, high cross section brass terminal for extra safety*
- *Case Material : Flame retardant , self-extinguishing ABS*
- *Customized product can be provided*

CURRENT TRANSFORMENS

Range of Products;

- *Primary Current: 5A-4000A, Secondary Current: 1A or 5A*
- *Accuracy Class: 5, 3, 1, 0.5, 0.5S, 0.2 and 0.2S classes available*
- *Hole Size: Bus bar until 125mm, Round Counductor until Ø 85 mm*
- *Burden: 1VA - 40VA,*

Certificates: TSE and CE
Standards: IEC 60044-1, IEC 61869-2, VDE 0414-1, DIN57414, BS3938, BS7626, EN 61869-2

Current Transformer Coding Map

XX-XXX-XXXX-X-X-XX

SERIES CODE	HOLE SIZE (mm)	PRIMARY (A)	SECONDARY (A)	CLASS		BURDEN (VA)	
				CODE	CLASS	CODE V	A
CK	20	40	1	1	1	01	1
TK	30S	.	5	2	0.5	02	1.5
DK	30	.		3	0.5S	03	2.5
BK	40	.		4	0.1	04	3.75
	60	5000		5	0.1S	05	5
	80			6	0.2	06	7.5
	100			7	0.2S	07	10
	125			8	5	08	12.5
				9	3	09	15
						10	20
						11	25
						12	30
						13	40
						14	50
						15	60

CK20 SERIES CURRENT TRANSFORMER

PRIMARY CURRENT	CLASS 1.0		CLASS 0.5	
	CODE	BURDEN (VA)	CODE	BURDEN (VA)
40	CK20405901	1 (CL.3)	-	-
50	CK20505901	1 (CL.3)	-	-
60	CK20605101	1	-	-
75	CK20755102	1,5	-	-
80	CK20805102	1,5	-	-
100	CK201005102	1,5	CK201005202	1,5
125	CK201255103	2,5	CK201255202	1,5
150	CK201505103	2,5	CK201505202	1,5
160	CK201605103	2,5	CK201605202	1,5
200	CK202005103	2,5	-	
250	CK202505103	2,5	-	
300	CK203005103	2,5	-	

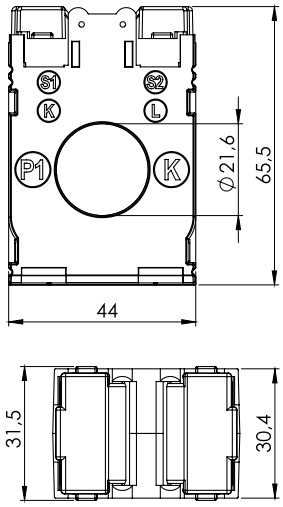

TK30S SERIES CURRENT TRANSFORMER

PRIMARY CURRENT	CLASS 1.0		CLASS 0.5	
	CODE	BURDEN (VA)	CODE	BURDEN (VA)
40	TK30S405802	1.5 (CL.5)	-	-
50	TK30S505802	1.5 (CL.5)	-	-
60	TK30S605902	1.5 (CL.3)	-	-
80	TK30S805101	1	-	-
100	TK30S1005102	1,5	-	-
125	TK30S1255102	1,5	-	1,5
150	TK30S1505103	2,5	TK30S1505203	1,5
160	TK30S1605103	2,5	TK30S1605203	1,5
200	TK30S2005103	2,5	TK30S2005203	1,5
250	TK30S2505103	2,5	TK30S2505203	
300	TK30S3005104	2,5	TK30S3005203	
400	TK30S4005104	3,75	TK30S4005203	
500	TK30S5005104	3,75	TK30S5005203	
600	TK30S6005105	5	TK30S6005204	

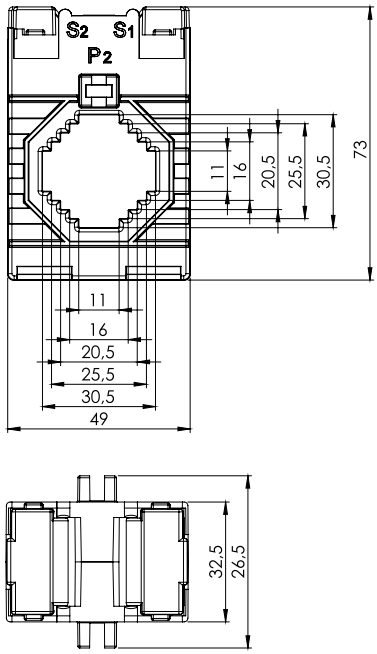

TK40 SERIES CURRENT TRANSFORMER

PRIMARY CURRENT	CLASS 1.0		CLASS 0.5		CLASS 0.5S	
	CODE	BURDEN (VA)	CODE	BURDEN (VA)	CODE	BURDEN (VA)
200	TK402005103	2,5	TK402005203	2,5	-	-
250	TK402505103	2,5	TK402505203	2,5	-	-
300	TK403005104	3,75	TK403005203	2,5	TK403005302	1.5
400	TK404005105	5	TK404005205	5	TK404005303	2.5
500	TK405005106	7,5	TK405005206	5	TK405005306	7,5
600	TK406005106	7,5	TK406005206	7,5	TK406005306	7,5
800	TK408005107	10	TK408005207	10	TK408005307	10

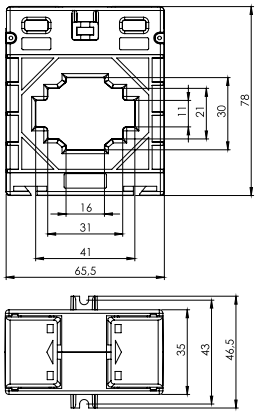

TK30 SERIES CURRENT TRANSFORMER

PRIMARY CURRENT	CLASS 1.0		CLASS 0.5		CLASS 0.5S	
	CODE	BURDEN (VA)	CODE	BURDEN (VA)	CODE	BURDEN (VA)
60	TK30605903	2.5 (CL.3)	-	-	-	-
80	TK30805102	1,5	-	-	-	-
100	TK301005102	1,5	TK301005202	-	-	-
125	TK301255103	2,5	TK301255203	-	-	-
150	TK301505103	2,5	TK301505203	2,5	TK301505301	1
160	TK301605103	2,5	TK301605203	2,5	TK301605302	1.5
200	TK302005104	3,75	TK302005204	3,75	TK302005302	1.5
250	TK302505105	5	TK302505205	5	TK302505303	2.5
300	TK303005105	5	TK303005205	5	TK303005304	3.75
400	TK304005105	5	TK304005205	5	TK304005305	5
500	TK305005106	7,5	TK305005206	7,5	TK305005306	7,5
600	TK306005107	10	TK306005207	10	TK306005307	10

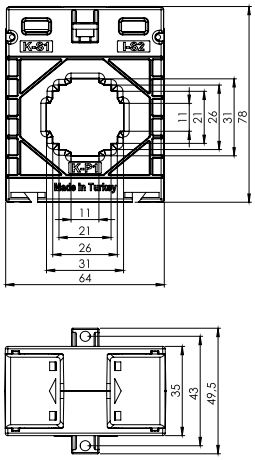

TK60 SERIES CURRENT TRANSFORMER

PRIMARY CURRENT	CLASS 1.0		CLASS 0.5		CLASS 0.5S	
	CODE	BURDEN (VA)	CODE	BURDEN (VA)	CODE	BURDEN (VA)
600	TK606005108	12,5	TK606005206	7,5	TK606005304	3,75
800	TK608005109	15	TK608005209	15	TK608005307	10
1000	TK6010005111	25	TK6010005211	25	TK6010005310	20
1200	TK6012005111	25	TK6012005211	25	TK6012005310	20
1250	TK6012505112	30	TK6012505211	25	TK6012505310	20
1500	TK6015005112	30	TK6015005212	30	TK6015005312	30

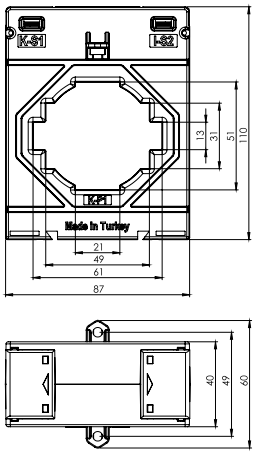

TK80 SERIES CURRENT TRANSFORMER

PRIMARY CURRENT	CLASS 1.0		CLASS 0.5		CLASS 0.5S	
	CODE	BURDEN (VA)	CODE	BURDEN (VA)	CODE	BURDEN (VA)
800	TK808005110	20	TK808005209	15	TK808005309	15
1000	TK8010005110	20	TK8010005209	15	TK8010005309	15
1200	TK8012005110	20	TK8012005210	20	TK8012005309	15
1250	TK8012505111	25	TK8012505211	25	TK8012505310	20
1500	TK8015005111	25	TK8015005211	25	TK8015005311	25
1600	TK8016005111	25	TK8016005211	25	TK8016005311	25
2000	TK8020005112	30	TK8020005211	25	TK8020005311	25

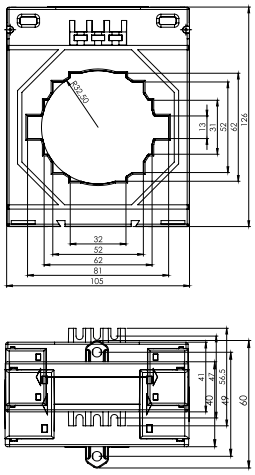

TK100 SERIES CURRENT TRANSFORMER

PRIMARY CURRENT	CLASS 1.0		CLASS 0.5		CLASS 0.5S	
	CODE	BURDEN (VA)	CODE	BURDEN (VA)	CODE	BURDEN (VA)
1000	TK10010005110	20	TK10010005209	15	TK10010005305	5
1200	TK10012005112	30	TK10012005211	25	TK10012005307	10
1250	TK10012505112	30	TK10012505211	25	TK10012505309	15
1500	TK10015005112	30	TK10015005211	25	TK10015005310	20
1600	TK10016005112	30	TK10016005211	25	TK10016005311	25
2000	TK10020005112	30	TK10020005212	30	TK10020005312	30
2500	TK10025005113	40	TK10025005213	40	TK10025005313	40
3000	TK10030005113	40	TK10030005213	40	TK10030005313	40
3200	TK10032005113	40	TK10032005213	40	TK10032005313	40
4000	TK10040005113	40	TK10040005213	40	TK10040005313	40

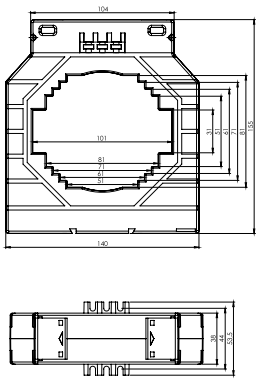

DK125 SERIES CURRENT TRANSFORMER

PRIMARY CURRENT	CLASS 1.0		CLASS 0.5		CLASS 0.5S	
	CODE	BURDEN (VA)	CODE	BURDEN (VA)	CODE	BURDEN (VA)
1200	DK12512005111	25	DK12512005211	25	DK12512005311	25
1250	DK12512505111	25	DK12512505211	25	DK12512505311	25
1500	DK12515005112	30	DK12515005212	30	DK12515005311	25
1600	DK12516005112	30	DK12516005212	30	DK12516005312	30
2000	DK12520005112	30	DK12520005212	30	DK12520005312	30
2500	DK12525005112	30	DK12525005212	30	DK12525005312	30
3000	DK12530005113	40	DK12530005213	40	DK12530005313	40
3200	DK12532005113	40	DK12532005213	40	DK12532005313	40
4000	DK12540005113	40	DK12540005213	40	DK12540005313	40

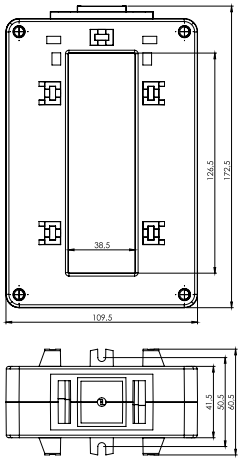

BK SERIES CURRENT TRANSFORMER

PRIMARY CURRENT	CLASS 0.5		CLASS 0.5S	
	CODE BURDEN 5VA	CODE BURDEN 10VA	CODE BURDEN 5VA	CODE BURDEN 10VA
5	BK55205	BK55207	BK55305	BK55307
10	BK105205	BK105207	BK105305	BK105307
15	BK155205	BK155207	BK155305	BK155307
20	BK205205	BK205207	BK205305	BK205307
25	BK255205	BK255207	BK255305	BK255307
30	BK305205	BK305207	BK305305	BK305307
40	BK405205	BK405207	BK405305	BK405307
50	BK505205	BK505207	BK505305	BK505307
60	BK605205	BK605207	BK605305	BK605307
75	BK755205	BK755207	BK755305	BK755307
80	BK805205	BK805207	BK805305	BK805307
100	BK1005205	BK1005207	BK1005305	BK1005307
125	BK1255205	BK1255207	BK1255305	BK1255307
150	BK1505205	BK1505207	BK1505305	BK1505307
200	BK2005205	BK2005207	BK2005305	BK2005307



INSULATORS

FIBER GLASS SUPPORT INSULATORS

Technical Features ;

- *Fiber glass reinforced polyester, has 18% of fibers.*
- *Standart colour, Irox Red 130 (another colour cam used in needed)*
- *Nuts Steel - zinc lined. (Brass material can used if needed)*
- *Bolt Cr3 8.8 steel bolt.*

PLASTIC BUSBAR SUPPORT INSULATOR (V0)

Technical Features ;

- *Low tension post insulators is made of none-flammable (V0) material*
- *It is used for the same purpose as BMC insulators*
- *It is more flaxible than BMC insulators due to refraction rate is low*
- *Fiber glass rainforced poliamid (PA6) none flamable, has 30% of fibers*
- *Standart colour black*
- *Nuts Steel - zinc lined. (Brass material can used if needed)*
- *Bolt Cr3 8.8 steel bolt.*

FIBER GLASS PLATE

Technical Features ;

- *These products are made hand - made in the form of plate*
- *Products have more machanical strenght than BMC products*
- *It can be made between 3 mm - 30 mm thickness*
- *Standart colour RAL 7035*

INDOOR TYPE ISOLATOR

CODE	TYPE	METRIC	DESCRIPTION	VOLTAGE (~kV)	PCS/BOX
İRMPS1001	1N0-S	5	Two Ways Plastic Stud Isolator Non- Flame Plastic (V0) Isolator	0.6	500
İRMPS1002	1N1-S	6		0.6	300
İRMPS1003	1NMS-1	8		1	100
İRMPS1004	1NMS-2	10		1	100
İRMPS1013	1NMS-3	8		1	100
İRMPS1014	1NMS-4	10		1	100
İRMPS1005	1N0-K	5	Stud + Acorn Nut Non- Flame Plastic (V0) Isolator	0.6	500
İRMPS1006	1N1-K	6		0.6	300
İRMPS1007	1NMK-3	8		1	100
İRMPS1008	1NMK-2	10		1	100
İRMPS1015	1NMK-5	8		1	100
İRMPS1016	1NMK-6	10		1	100
İRMPS1009	1N0-KK	5	Two Ways Acorn Nut Non- Flame Plastic (V0) Isolator	0.6	500
İRMPS1010	1N1-KK	6		0.6	300
İRMPS1011	1NMK-4	8		1	100
İRMPS1012	1NMK-1	10		1	100
İRMPS1017	1NMK-7	8		1	100
İRMPS1018	1NMK-8	10		1	100

INTERNAL TYPE LV ISOLATOR (NON-FLAME PLASTIC)

CODE	TYPE	DESCRIPTION	PCS/BOX
İRTPS1001	3x1F/5-10 mm	Non- Flame Plastic (V0) Comb Isolator	30

CODE	TYPE	DESCRIPTION	PCS/BOX
İRTPS1002	3x2F/10 mm	Non- Flame Plastic (V0) Comb Isolator	50

CODE	TYPE	DESCRIPTION	PCS/BOX
İRTPS1003	3x1F+N /5-10 mm	Non- Flame Plastic (V0) Comb Isolator	30

İRTPS1012

1x2F 10 mm COMB ISOLATOR

CODE	TYPE	DESCRIPTION	PCS/BOX
İRTPS1012	1x2F -1x3F/10 m	Non- Flame Plastic (V0) Comb Isolator	100

İRTPS1006

1x4F10 mm COMB ISOLATOR

CODE	TYPE	DESCRIPTION	PCS/BOX
İRTPS1006	1x4F/10 mm	Non- Flame Plastic (V0) Comb Isolator	100

İRTPS1013

ISOLATOR

CODE	TYPE	DESCRIPTION	PCS/BOX
İRTPS1013	20x3/20x4/30x5/30x10	Panel to Panel Isolators	100
İRTPS1014	20x5/20x10/40x10/50x10	Panel to Panel Isolators	100

INDOOR TYPE ISOLATOR

İRTPS1007

1x2F 10 mm COMB ISOLATOR

CODE	TYPE	DESCRIPTION	PCS/BOX
İRTPS1007	1x2F/10 mm	Non- Flame Plastic (V0) Comb Isolator	100

CODE	TYPE	Used Isolator Pcs.	Used Profil Length	PCS/BOX
İRTPS1307	1x2F/10 mm 3 Phase	6	225 mm	1
İRTPS1407	1x2F/10 mm 3 Phase+ N	8	300 mm	1

İRTPS1008

1x3F 10 mm COMB ISOLATOR

CODE	TYPE	DESCRIPTION	PCS/BOX
İRTPS1008	1x3F/10 mm	Non- Flame Plastic (V0) Comb Isolator	100

CODE	TYPE	Used Isolator Pcs.	Used Profil Length	PCS/BOX
İRTPS1308	1x3F/10 mm 3 Phase	6	575 mm	1
İRTPS1408	1x3F/10 mm 3 Phase+ N	8	675 mm	1

İRTPS1011

1x3F 5 mm COMB ISOLATOR

CODE	TYPE	DESCRIPTION	PCS/BOX
İRTPS1011	1x3F/5 mm	Non- Flame Plastic (V0) Comb Isolator	100

CODE	TYPE	Used Isolator Pcs.	Used Profil Length	PCS/BOX
İRTPS1311	1x3F/5 mm 3 Phase	6	225 mm	1
İRTPS1411	1x3F/5 mm 3 Phase+ N	8	300 mm	1

İRTPS1005

1x4F 5 mm COMB ISOLATOR

CODE	TYPE	DESCRIPTION	PCS/BOX
İRTPS1005	1x4F/5 mm	Non- Flame Plastic (V0) Comb Isolator	100

CODE	TYPE	Used Isolator Pcs.	Used Profil Length	PCS/BOX
İRTPS1305	1x4F/5 mm 3 Phase	6	225 mm	1
İRTPS1405	1x4F/5 mm 3 Phase+ N	8	300 mm	1

CODE	TYPE	Used Isolator Pcs.	Used Profil Length	PCS/BOX
İRTPS1306	1x4F/10 mm 3 Phase	6	575 mm	1
İRTPS1406	1x4F/10 mm 3 Phase+ N	8	675 mm	1

İRTPS1009

1x4F 10 mm COMB ISOLATOR (Screwed Flat Base)

CODE	TYPE	DESCRIPTION	PCS/BOX
İRTPS1009	1x4F/10 mm	Non- Flame Plastic (V0) Comb Isolator - Flat Type	100

İRTPS1010

1x3F 10 mm COMB ISOLATOR

CODE	TYPE	DESCRIPTION	PCS/BOX
İRTPS1010	1x3F/10 mm	Non- Flame Plastic (V0) Comb Isolator	100

CODE	TYPE	Used Isolator Pcs.	Used Profil Length	PCS/BOX
İRTPS1310	1x3F/10 mm 3 Phase	6	575 mm	1
İRTPS1410	1x3F/10 mm 3 Phase+ N	8	675 mm	1

LV SUPPORT ISOLATOR (RAINFORCED)



CODE	TYPE	DESCRIPTIONS	VOLTAGE (~kV)	PCS/BOX
İRMPL1001	1N0-S M5	**Two ways Stud Isolator** Glass Rainforced Polyamide AG Support Isolator	0.6	500
İRMPL1002	1N1-S M6		0.6	300
İRMPL1003	1NMS-1 M8		1	100
İRMPL1004	1NMS-2 M10		1	100
İRMPL1005	1N-K M5	**Stud & Acorn Nut** Glass Rainforced Polyamide AG Support Isolator	0.6	500
İRMPL1006	1N1-K M6		0.6	300
İRMPL1007	1NMK-1 M8		1	100
İRMPL1008	1NMK-2 M10		1	100
İRMCE1009	1NO-KK M5	**Two ways Acorn Nut** Glass Rainforced Polyamide AG Support Isolator	0.6	500
İRMCE1010	1N1-KK M6		0.6	300
İRMCE1011	1NMK-4 M8		1	100
İRMCE1012	1NMK-1 M10		1	100
İRMCE1019	1NMK-5 M8	**Two ways Acorn Nut** Glass Rainforced Polyamide AG Support Isolator	1	500
İRMCE1020	1NMK-6 M10		1	300
İRMCE1021	1NMK-7 M12		1	100

TYPE	CODE	DESCRIPTIONS	VOLTAGE (~kV)	PCS/BOX
İRMPL1013	**1NMD-1**	M16 Acorn Nut, Rainforced Support Isolator	3	18

TYPE	CODE	DESCRIPTIONS	VOLTAGE (~kV)	PCS/BOX
İRMPL1014	**1NMA-2**	M12-16 Acorn Nut Conic, Rainforced Support Isolator	3	18

TYPE	CODE	DESCRIPTIONS	VOLTAGE (~kV)	PCS/BOX
İRMPL1015	**1NMC-3**	M16 Acorn Nut, Rainforced Support Isolator	3	18

TYPE	CODE	DESCRIPTIONS	VOLTAGE (~kV)	PCS/BOX
İRMPL1016	**1N500**	M8 Acorn Nut, Rainforced Support Isolator	3	32
İRMPL1017	**1N500**	M10 Acorn Nut, Rainforced Support Isolator	3	32
İRMPL1018	**1N500**	M12 Acorn Nut, Rainforced Support Isolator	3	32

EQUIPOTENTIAL BAR

CODE	DESCRIPTIONS	PCS/BOX
İR-303210	30 x 3 21 cm 5 Hole	1
İR-303250	30 x 3 25 cm 7 Hole	1
İR-303300	30 x 3 30 cm 10 Hole	1
İR-305210	30 x 5 21 cm 5 Hole	1
İR-305300	30 x 5 30 cm 7 Hole	1
İR-305400	30 x 5 40 cm 9 Hole	1
İR-305500	30 x 5 50 cm 12 Hole	1

LV DREDGE ISOLATORS

	CODE	TYPE	DESCRIPTIONS	VOLTAGE (~kV)	PCS/BOX
	İRTPL1002	3 x 1F/5 - 10 mm L = 193 mm	Rainforced Support Dredge Isolator	5	30
	İRTPL1007	3 x 2F/10 mm L = 285 mm	Rainforced Support Dredge Isolator	5	50
	İRTPL1008	3 x 2F/5 mm L = 285 mm	Rainforced Support Dredge Isolator	5	50
	İRTPL1003	3 x 1FK/5 mm Cu L = 134 mm	Rainforced Support Dredge Isolator	5	50
	İRTPL1004	3 x 1F+N/5 mm L = 134 mm	Rainforced Support Dredge Isolator	5	50
	İRTPL1001	1 x 4F/10 mm L = 134 mm	Rainforced Support Dredge Isolator	5	50
	İRTPL1005	3 x 1F+N/5 - 10 mm L = 230 mm	Rainforced Support Dredge Isolator	5	32
	İRTPL1006	3 x 1FY+N L = 150 mm	Rainforced Support Dredge Isolator	5	26
	İRTPL1009	3 x 2F+N/5 - 10 mm L = 303 mm	Rainforced Support Dredge Isolator	5	50
	İRTPL1010	3 x 3F/5 - 10 mm L = 340 mm	Rainforced Support Dredge Isolator	5	50
	İRTPL1012	3 x 1F/5 - 10 mm L = 193 mm	Rainforced Support Dredge Isolator	–	1
	İRTPL1013	3 x 1F+N, 5-10 mm L = 269 mm	Rainforced Support Dredge Isolator	–	1

CABLE HANGING ACCESSORIES

CODE	DESCRIPTION	BOX
İR-7001	80 mm Cable Holder Accessories	50

SIEMENS BELLOWS

CODE	DESCRIPTION	BOX
İRPKT-1050	Bellows / 180 x 64 Siemens	70

MEDIUM VOLTAGE CABLE BELLOWS

CODE	DESCRIPTION	BOX
İRPKT-1030	Ø100 Plastic Cable Holder	100
İRPKT-1040	Ø66 Plastic Cable Holder	100

MEDIUM VOLTAGE CABLE HOLDER

CODE	DESCRIPTION	BOX
İRPKT-1020	50 - 70 mm Plastic Cable Holder	100

FIBER GLASS PLATES

CODE	DESCRIPTIONS	SIZE (mm)		
		Thickness	W	H
İRCET038001200	Fiber Glass Polyester Plate	3	800	1200
İRCET058001200		5	800	1200
İRCET108001200		10	800	1200
İRCET158001000		15	800	1200
İRCET208001200		20	800	1200
İRCET258001000		25	800	1200
İRCET308001000		30	800	1200
İRCET030301200	Fiber Glass Polyester Wedge	3	30	1200
İRCET030401200		3	40	1200
İRCET030501200		3	50	1200
İRCET030601200		3	60	1200
İRCET050301200	Fiber Glass Polyester Wedge	5	30	1200
İRCET050401200		5	40	1200
İRCET050501200		5	50	1200
İRCET050601200		5	60	1200
İRCET100301200	Fiber Glass Polyester Wedge	10	30	1200
İRCET100401200		10	40	1200
İRCET100501200		10	50	1200
İRCET100601200		10	60	1200
İRCET150301200	Fiber Glass Polyester Wedge	15	30	1200
İRCET150401200		15	40	1200
İRCET150501200		15	50	1200
İRCET150601200		15	60	1200
İRCET200301200	Fiber Glass Polyester Wedge	20	30	1200
İRCET200401200		20	40	1200
İRCET200501200		20	50	1200
İRCET200601200		20	60	1200
İRCET250301200	Fiber Glass Polyester Wedge	25	30	1200
İRCET250401200		25	40	1200
İRCET250501200		25	50	1200
İRCET250601200		25	60	1200
İRCET300301200	Fiber Glass Polyester Wedge	30	30	1200
İRCET300401200		30	40	1200
İRCET300501200		30	50	1200
İRCET300601200		30	60	1200

PANEL PROJECT POCKET

7001
7035
9001

RAL 7032 CODE	RAL 7035 CODE	RAL 9001 CODE	SIZE	BOX
İRPCB-403	İRPCB-404	İRPCB-405	A4	50
İRPCB-503	İRPCB-504	İRPCB-505	A5	50

LOW VOLTAGE INSULATORS

SK TYPE

CODE	DESCRIPTIONS	PCS/BOX
ALCE-SK 201706	M6	100
ALCE-SK 252206	M6	100
ALCE-SK 303006	M6	80
ALCE-SK 303008	M8	80
ALCE-SK 353208	M8	100
ALCE-SK 353210	M10	100
ALCE-SK 404008	M8	75
ALCE-SK 404010	M10	75
ALCE-SK 454610	M10	50
ALCE-SK 503608	M8	80
ALCE-SK 503610	M10	80
ALCE-SK 604010	M10	50
ALCE-SK 605012	M12	32
EREN-SK 606010	M10	24
EREN-SK 754610	M10	50

SR TYPE

CODE	DESCRIPTIONS	PCS/BOX
ALCE-SR 303006	M6	80
ALCE-SR 303008	M8	80
ALCE-SR 403006	M6	60
ALCE-SR 403008	M8	60
ALCE-SR 404110	M10	27
ALCE-SR 604110	M10	18
ALCE-SR 806012	M12	8

RD TYPE

CODE	DESCRIPTIONS	PCS/BOX
ALCE-RD 303006	M6	80
ALCE-RD 303008	M8	80
ALCE-RD 404008	M8	75
ALCE-RD 404010	M10	75
ALCE-RD 404012	M12	75
ALCE-RD 504010	M10	50
ALCE-RD 604010	M10	50

1NS TYPE

CODE	DESCRIPTIONS	PCS/BOX
ALCE-1N-S1	M8 Acorn Nut	50
ALCE-1N-S2	M10 Acorn Nut	50
ALCE-1N-S3	M8 Acorn Nut	50
ALCE-1N-S3	M10 Acorn Nut	50
ALCE-1N-S3 1S	M10 Acorn Nut + M10 Stud	75
ALCE-1N-S3 2S	M8 Stud	75
ALCE-1N-S3 2S	M10 Stud	75

1NG TYPE

CODE	DESCRIPTIONS	PCS/BOX
ALCE-1N-G	M6 Acorn Nut	500
ALCE-1N-G-S1	M6 Acorn Nut + M6 Stud	500
ALCE-1N-G-2S	M6 Stud	500

LOW VOLTAGE INSULATORS

CODE	DESCRIPTIONS	PCS/BOX
ALCE-1N-Y	M8 Acorn Nut	250
ALCE-1N-T	M10 Acorn Nut	50
ALCE-1N-C	M16 Acorn Nut	50
ALCE-1N-K	M16 Acorn Nut	30
ALCE-1N-D	M12 Acorn Nut	30
ALCE-1N-D	M16 Acorn Nut	30

LOW VOLTAGE DREDGE INSULATORS

CODE	DESCRIPTIONS	BOX PCS
ALCE-BSB 4X6	4 pcs 1 x 6 mm busbar	20 / 50 T.
ALCE-3X1F	3 pcs 1 x 10 mm busbar 3 pcs 1 x 5 mm busbar	20 / 10 T.
ALCE-3X1F+N	3 pcs 1 x 10 mm busbar 3 pcs 1 x 5 mm busbar & neutral	20 / 10 T.
ALCE-3X2F	3 pcs 2 x 10 mm busbar 3 pcs 2 x 5 mm busbar	20 / 10 T.
ALCE-3X2F+N	3 pcs 2 x 10 mm busbar 3 pcs 2 x 5 mm busbar& neutral	20 / 10 T.
ALCE-3X3F	3 pcs 3 x 10 mm busbar 3 pcs 3 x 5 mm busbar	20 / 10 T.

CODE	DESCRIPTIONS	BOX PCS
ALCE-BT100	3 pcs 2 x 10mm busbar BT 100 3 pcs 3 x 5 mm busbar	20 / 10 T.
ALCE-MBT 4	4 pcs 4 x 5 mm busbar	20 / 10 T.

Range of Products;

- *Insulated cord end terminal DIN Norm 46228*
- *Insulated twin cord end terminal DIN Norm 46228*
- *Non - Insulated cord end terminals DIN 46228*
- *Insulated ring type terminals*
- *Insulated fork type terminals*
- *Hook type ınsulated terminals (Extra Double terminaled)*
- *Non-Insulated (Welded) fork type terminals*
- *Insulated Pin type terminals*
- *Insulated Blade type terminals*
- *Insulated Bullet male type terminals*
- *Insulated Bullet Female type terminals*
- *Insulated fatson female type terminals (Extra double terminaled)*
- *Full Insulated Fatson Female terminals (Extra double terminaled)*

CORD END TERMINALS

INSULATED CORD END TERMINAL DIN NORM

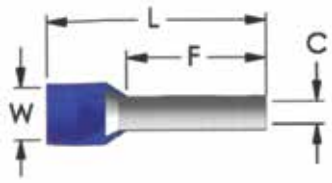

COLOUR CODES		
FRENCH	GERMAN	DIN

CODE	CABLE CROSS SECTION (mm²)	F	L	C	W	PCS/BOX
ONKA - 8000	0.14	6.0	10.0	0.70	1.6	1.000
ONKA - 8001	0.14	8.0	12.0	0.70	1.6	1.000
ONKA - 8002	0.25	6.0	10.0	0.75	1.9	1.000
ONKA - 8003	0.25	8.0	12.0	0.75	1.9	1.000
ONKA - 8004	0.34	6.0	10.0	0.80	1.9	1.000
ONKA - 8005	0.34	8.0	12.0	0.80	1.9	1.000
ONKA - 8006	0.50	6.0	12.0	1.00	2.6	1.000
ONKA - 8007	0.50	8.0	14.0	1.00	2.6	1.000
ONKA - 8008	0.50	10.0	16.0	1.00	2.6	1.000
ONKA - 8009	0.75	6.0	12.0	1.20	2.8	1.000
ONKA - 8010	0.75	8.0	14.0	1.20	2.8	1.000
ONKA - 8011	0.75	10.0	16.0	1.20	2.8	1.000
ONKA - 8012	0.75	12.0	18.0	1.20	2.8	1.000
ONKA - 8013	1.00	6.0	12.0	1.40	3.0	1.000
ONKA - 8014	1.00	8.0	14.0	1.40	3.0	1.000
ONKA - 8015	1.00	10.0	16.0	1.40	3.0	1.000
ONKA - 8016	1.00	12.0	18.0	1.40	3.0	1.000
ONKA - 8017	1.50	8.0	14.0	1.70	3.5	500
ONKA - 8018	1.50	10.0	16.0	1.70	3.5	500
ONKA - 8019	1.50	12.0	18.0	1.70	3.5	500
ONKA - 8020	1.50	18.0	24.0	1.70	3.5	500
ONKA - 8021	2.50	8.0	14.0	2.20	4.2	500
ONKA - 8022	2.50	10.0	16.0	2.20	4.2	500
ONKA - 8023	2.50	12.0	18.0	2.20	4.2	500
ONKA - 8024	2.50	18.0	24.0	2.20	4.2	500
ONKA - 8025	4.00	10.0	17.0	2.80	4.8	200
ONKA - 8026	4.00	12.0	20.0	2.80	4.8	200
ONKA - 8027	4.00	18.0	26.0	2.80	4.8	200
ONKA - 8028	6.00	12.0	20.0	3.50	6.3	200
ONKA - 8029	6.00	18.0	26.0	3.50	6.3	200
ONKA - 8030	10	12.0	22.0	4.50	7.6	100
ONKA - 8031	10	18.0	28.0	4.50	7.6	100
ONKA - 8032	16	12.0	24.0	5.80	8.8	75
ONKA - 8033	16	18.0	28.0	5.80	8.8	75
ONKA - 8034	25	16.0	30.0	7.30	11.2	50
ONKA - 8156	25	18.0	32.0	7.30	11.2	50
ONKA - 8035	25	22.0	36.0	7.30	11.2	50
ONKA - 8036	35	16.0	30.0	8.30	12.7	25
ONKA - 8037	35	18.0	32.0	8.30	12.7	25
ONKA - 8038	35	25.0	39.0	8.30	12.7	25
ONKA - 8039	50	20.0	36.0	10.30	15.0	25
ONKA - 8040	50	25.0	40.0	10.30	15.0	25
ONKA - 8041	70	21.0	37.0	13.50	16.0	10
ONKA - 8042	95	25.0	44.0	14.70	18.0	10
ONKA - 8043	120	27.0	48.0	16.70	20.0	10
ONKA - 8044	150	32.0	58.0	19.50	23.0	10

Made of copper (nickel plated)
According to DIN 46228
Standart insulated with polyamide,
working temperature
–40 °C - 105 °C

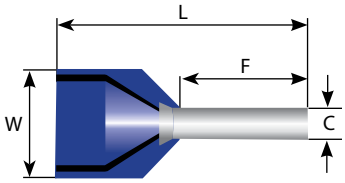

INSULATED TWIN CORD END TERMINAL DIN NORM 46228

COLOUR CODES		
FRENCH	GERMAN	DIN

CODE	CABLE CROSS SECTION (mm²)	F	L	C	W	PCS/BOX
ONKA - 8161	2 x 0.50	8.0	15.0	1.5	2.5 / 4.7	500
ONKA - 8162	2 x 0.75	8.0	15.0	1.8	2.8 / 5.0	500
ONKA - 8163	2 x 0.75	10.0	17.0	1.8	2.8 / 5.0	500
ONKA - 8164	2 x 1.0	8.0	15.0	2.05	3.4 / 5.4	500
ONKA - 8165	2 x 1.0	10.0	17.0	2.05	3.4 / 5.4	500
ONKA - 8166	2 x 1.5	8.0	16.0	2.3	3.6 / 6.6	500
ONKA - 8167	2 x 1.5	12.0	20.0	2.3	3.6 / 6.6	500
ONKA - 8168	2 x 2.5	10.0	18.5	2.8	4.2 / 7.8	250
ONKA - 8169	2 x 2.5	13.0	21.5	2.8	4.2 / 7.8	250
ONKA - 8170	2 x 4.0	12.0	23.0	3.7	4.9 / 8.8	100
ONKA - 8171	2 x 6.0	14.0	26.0	4.8	6.9 / 10.0	100
ONKA - 8172	2 x 10.0	14.0	26.5	6.4	7.6 / 12.8	50
ONKA - 8173	2 x 16.0	14.0	31.5	8.3	9.6 / 18.6	50

NON - INSULATED CORD END TERMINALS DIN 46228

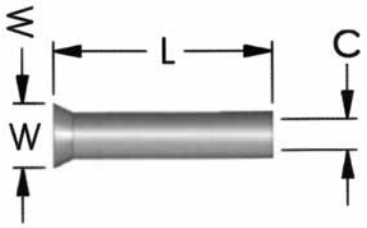

CODE	CABLE CROSS SECTION (mm²)	L	C	W	PCS/BOX
ONKA - 8100	0.50	6.0	1.0	2.1	1.000
ONKA - 8101	0.50	8.0	1.0	2.1	1.000
ONKA - 8102	0.50	10.0	1.0	2.1	1.000
ONKA - 8103	0.75	6.0	1.2	2.3	1.000
ONKA - 8104	0.75	8.0	1.2	2.3	1.000
ONKA - 8105	0.75	10.0	1.2	2.3	1.000
ONKA - 8106	1.0	6.0	1.4	2.5	1.000
ONKA - 8107	1.0	8.0	1.4	2.5	1.000
ONKA - 8108	1.0	10.0	1.4	2.5	1.000
ONKA - 8109	1.0	12.0	1.4	2.5	1.000
ONKA - 8110	1.5	7.0	1.7	2.8	1.000
ONKA - 8111	1.5	8.0	1.7	2.8	1.000
ONKA - 8112	1.5	10.0	1.7	2.8	1.000
ONKA - 8113	1.5	12.0	1.7	2.8	1.000
ONKA - 8114	2.5	7.0	2.2	3.4	1.000
ONKA - 8115	2.5	8.0	2.2	3.4	1.000
ONKA - 8116	2.5	10.0	2.2	3.4	1.000
ONKA - 8117	2.5	12.0	2.2	3.4	1.000
ONKA - 8118	4.0	8.0	2.8	4.0	1000
ONKA - 8119	4.0	9.0	2.8	4.0	1000
ONKA - 8120	4.0	10.0	2.8	4.0	1000
ONKA - 8121	4.0	12.0	2.8	4.0	1000
ONKA - 8122	4.0	15.0	2.8	4.0	1000
ONKA - 8123	4.0	18.0	2.8	4.0	1000
ONKA - 8124	6.0	10.0	3.5	4.7	500
ONKA - 8125	6.0	12.0	3.5	4.7	500
ONKA - 8126	6.0	15.0	3.5	4.7	500
ONKA - 8127	6.0	18.0	3.5	4.7	500
ONKA - 8128	10.0	12.0	4.5	5.8	200
ONKA - 8129	10.0	15.0	4.5	5.8	200
ONKA - 8130	10.0	18.0	4.5	5.8	200
ONKA - 8131	16.0	12.0	5.8	7.5	100
ONKA - 8132	16.0	15.0	5.8	7.5	100
ONKA - 8133	16.0	18.0	5.8	7.5	100
ONKA - 8134	25.0	15.0	7.3	9.5	100
ONKA - 8135	25.0	16.0	7.3	9.5	100
ONKA - 8136	25.0	18.0	7.3	9.5	100
ONKA - 8137	25.0	22.0	7.3	9.5	100
ONKA - 8138	35.0	16.0	8.3	11.0	75
ONKA - 8139	35.0	18.0	8.3	11.0	75
ONKA - 8140	35.0	20.0	8.3	11.0	75
ONKA - 8141	35.0	25.0	8.3	11.0	75
ONKA - 8142	50.0	18.0	10.3	13.0	25
ONKA - 8143	50.0	20.0	10.3	13.0	25
ONKA - 8144	50.0	25.0	10.3	13.0	25
ONKA - 8145	70.0	22.0	13.5	15.3	10
ONKA - 8146	70.0	25.0	13.5	15.3	10
ONKA - 8147	70.0	32.0	13.5	15.3	10
ONKA - 8148	95.0	25.0	14.7	16.6	10
ONKA - 8149	95.0	32.0	14.7	16.6	10
ONKA - 8150	120.0	30.0	16.7	18.0	10
ONKA - 8151	120.0	32.0	16.7	18.0	10
ONKA - 8152	120.0	34.0	16.7	18.0	10
ONKA - 8153	150.0	32.0	19.5	21.5	10
ONKA - 8154	150.0	38.0	19.5	21.5	10

Made of copper (nickel plated) according to DIN 46228 standard

INSULATED RING TYPE TERMINALS

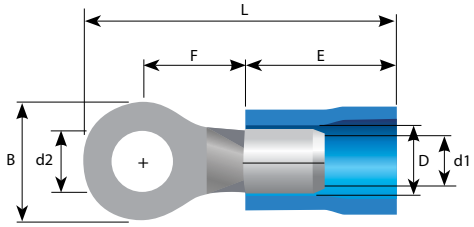



0,5 ~ 1,5 mm^2
Cable Cross Section

CODE	METRIC DIMENSION (d2)	B	L	F	E	D	d1	PCS/BOX
ONKA-8045	3.2	5.5	16.7	4.0	10.0	4.1	1.7	200
ONKA-8047	3.7	6.6	19.6	6.3	10.0	4.1	1.7	200
ONKA-8049	4.3	6.6	19.6	6.3	10.0	4.1	1.7	200
ONKA-8050	4.3	8.0	21.0	7.0	10.0	4.1	1.7	200
ONKA-8051	5.3	8.0	21.0	7.0	10.0	4.1	1.7	200
ONKA-8052	6.5	11.6	26.8	11.1	10.0	4.1	1.7	200
ONKA-8053	8.4	11.6	26.8	11.1	10.0	4.1	1.7	200
ONKA-8054	10.5	13.6	30.7	13.9	10.0	4.1	1.7	100
ONKA-8055	13	19.2	35.6	16.0	10.0	4.1	1.7	100



1,5 ~ 2,5 mm^2
Cable Cross Section

ONKA-8056	3.2	6.4	17.5	4.3	10.0	4.5	2.3	200
ONKA-8058	3.7	6.6	19.5	6.3	10.0	4.5	2.3	200
ONKA-8059	3.7	8.5	22.0	7.8	10.0	4.5	2.3	200
ONKA-8060	4.3	6.6	19.5	6.3	10.0	4.5	2.3	200
ONKA-8086	4.3	8.5	22.0	7.8	10.0	4.5	2.3	200
ONKA-8087	5.3	8.5	22.0	7.8	10.0	4.5	2.3	200
ONKA-8088	5.3	9.5	22.0	7.3	10.0	4.5	2.3	200
ONKA-8089	6.5	12.0	27.0	11.0	10.0	4.5	2.3	200
ONKA-8090	8.4	12.0	27.0	11.0	10.0	4.5	2.3	200
ONKA-8091	10.5	13.6	30.7	13.9	10.0	4.5	2.3	100
ONKA-8092	13.0	19.2	35.6	16.0	10.0	4.5	2.3	100



4,0 ~ 6,0 mm^2
Cable Cross Section

ONKA-8093	4.3	7.2	22.0	5.9	12.5	6.5	3.4	75
ONKA-8094	4.3	9.5	25.5	8.3	12.5	6.5	3.4	75
ONKA-8095	5.3	9.5	25.5	8.3	12.5	6.5	3.4	75
ONKA-8096	6.5	12.0	29.0	10.5	12.5	6.5	3.4	75
ONKA-8097	8.4	15.0	33.7	13.7	12.5	6.5	3.4	75
ONKA-8098	10.5	15.0	33.7	13.7	12.5	6.5	3.4	75
ONKA-8099	13.0	19.2	38.1	16.0	12.5	6.5	3.4	75



8.0 ~ 10.0 mm^2 ,
Cable Cross Section

ONKA-8158	4.3	12.0	32.5	9.7	17.0	8.0	4.5	50
ONKA-8159	5.3	12.0	32.5	9.7	17.0	8.0	4.5	50
ONKA-8160	6.7	12.0	32.5	9.7	17.0	8.0	4.5	50
ONKA-8174	5.3	15.0	38.0	13.8	17.0	8.0	4.5	50
ONKA-8175	6.7	15.0	38.0	13.8	17.0	8.0	4.5	50
ONKA-8176	8.4	15.0	38.0	13.8	17.0	8.0	4.5	50
ONKA-8177	10.5	15.0	38.0	13.8	17.0	8.0	4.5	50

INSULATED FORK TYPE TERMINALS

Made of copper (nickel plated) according to DIN 46237 standard, insulated with PVC. Working temperature 105 °C resistive 600 volts

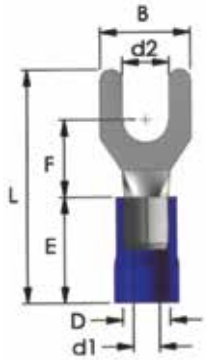

0,5 ~ 1,5 mm^2
Cable Cross Section

CODE	METRIC DIMENSION (d2)	B	L	F	E	D	d1	PCS/BOX
ONKA - 8061	3.2	5.8	21.0	6.3	10.0	4.1	1.7	200
ONKA - 8062	3.7	6.4	20.6	6.3	10.0	4.1	1.7	200
ONKA - 8063	3.7	7.2	21.0	6.3	10.0	4.1	1.7	200
ONKA - 8064	4.3	6.4	20.6	6.3	10.0	4.1	1.7	200
ONKA - 8065	4.3	7.2	21.0	6.3	10.0	4.1	1.7	200
ONKA - 8066	5.3	8.0	21.0	7.0	10.0	4.1	1.7	200
ONKA - 8067	5.3	9.5	21.0	7.0	10.0	4.1	1.7	200
ONKA - 8068	6.5	12.0	27.2	11.0	10.0	4.1	1.7	200
ONKA - 8069	8.4	12.0	27.2	11.0	10.0	4.1	1.7	100

1,5 ~ 2,5 mm^2
Cable Cross Section

ONKA - 8070	3.2	5.8	21.0	6.3	10.0	4.5	2.3	200
ONKA - 8071	3.7	6.4	21.0	6.3	10.0	4.5	2.3	200
ONKA - 8072	4.3	6.4	21.0	6.3	10.0	4.5	2.3	200
ONKA - 8073	4.3	7.2	21.2	6.5	10.0	4.5	2.3	200
ONKA - 8074	5.3	9.5	22.0	7.2	10.0	4.5	2.3	200
ONKA - 8075	6.5	12.0	27.2	11.0	10.0	4.5	2.3	200
ONKA - 8076	8.4	12.0	27.2	11.0	10.0	4.5	2.3	100

4,0 ~ 6,0 mm^2
Cable Cross Section

ONKA - 8580	3.7	7.2	25.2	7.5	12.5	6.5	3.4	75
ONKA - 8077	4.3	8.5	25.2	7.5	12.5	6.5	3.4	75
ONKA - 8078	4.3	9.5	25.2	7.5	12.5	6.5	3.4	75
ONKA - 8079	5.3	9.5	25.2	7.5	12.5	6.5	3.4	75
ONKA - 8080	6.5	9.5	25.2	7.5	12.5	6.5	3.4	75
ONKA - 8081	6.5	12.0	31.2	12.0	12.5	6.5	3.4	75
ONKA - 8082	8.4	13.5	30.0	10.5	12.5	6.5	3.4	75

8.0 ~ 10.0 mm^2 ,
Cable Cross Section

ONKA - 8083	4.3	8.2	29.0	8.1	17.0	8.0	4.5	50
ONKA - 8084	5.3	9.0	29.0	8.1	17.0	8.0	4.5	50
ONKA - 8085	6.5	10.8	30.5	8.6	17.0	8.0	4.5	50

S: Small **S: Medium** **S: Large**

HOOK TYPE INSULATED TERMINALS (EXTRA DOUBLE TERMINALED)

Made of brass (tin plated), Insulated with PVC,
Working temperature 75 °C, Resistive to 300 volts

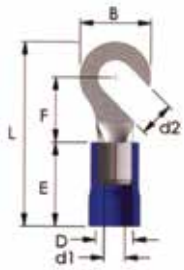

0,5 ~ 1,5 mm^2
Cable Cross Section

CODE	METRIC DIMENSION (d2)	B	L	F	E	D	d1	PCS/BOX
ONKA - 8290	4.3	8.0	21.0	7.0	10.0	4.1	1.7	100
ONKA - 8291	5.3	8.0	21.0	7.0	10.0	4.1	1.7	100
ONKA - 8292	6.5	11.6	26.8	11.1	10.0	4.1	1.7	100

1,5 ~ 2,5 mm^2
Cable Cross Section

ONKA - 8293	4.3	8.5	22.0	7.8	10.0	4.5	2.3	100
ONKA - 8294	5.3	9.5	22.0	7.3	10.0	4.5	2.3	100
ONKA - 8295	6.5	12.0	27.0	11.0	10.0	4.5	2.3	100

4,0 ~ 6,0 mm^2
Cable Cross Section

ONKA - 8296	4.3	9.5	25.5	8.3	12.5	6.5	3.4	50
ONKA - 8297	5.3	9.5	25.0	8.3	12.5	6.5	3.4	50
ONKA - 8298	6.5	12.0	29.0	10.5	12.5	6.5	3.4	50

NON-INSULATED (WELDED) FORK TYPE TERMINALS

Made of brass (tin plated),
Working temperature 75 °C, Resistive to 300 volts

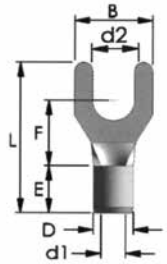

CODE	METRIC DIMENSION (d2)	B	L	F	E	D	d1	PCS/BOX
ONKA - 8301	3.2	5.8	16.0	6.3	5.0	3.4	1.7	1.000
ONKA - 8302	4.3	7.2	16.0	6.3	5.0	3.4	1.7	1.000
ONKA - 8303	5.3	8.0	16.0	7.0	5.0	3.4	1.7	1.000
ONKA - 8304	6.5	9.5	16.0	7.0	5.0	3.4	1.7	1.000
ONKA - 8305	8.4	12.0	22.2	11.0	5.0	3.4	1.7	1.000
ONKA - 8306	3.2	5.8	16.0	6.3	5.0	4.1	2.3	1.000
ONKA - 8307	4.3	7.2	16.2	6.5	5.0	4.1	2.3	1.000
ONKA - 8308	5.3	8.5	17.0	7.3	5.0	4.1	2.3	1.000
ONKA - 8309	6.5	9.5	17.0	7.3	5.0	4.1	2.3	1.000
ONKA - 8310	8.4	12.0	22.0	11.0	5.0	4.1	2.3	1.000
ONKA - 8311	4.3	8.5	18.7	7.5	6.0	5.6	3.4	500
ONKA - 8312	5.3	9.5	18.7	7.5	6.0	5.6	3.4	500
ONKA - 8313	6.5	9.5	18.7	7.5	6.0	5.6	3.4	500
ONKA - 8314	8.4	13.5	23.5	10.5	6.0	5.6	3.4	500
ONKA - 8315	4.3	8.2	20.5	8.1	8.5	7.2	4.5	500
ONKA - 8316	5.3	9.0	20.5	8.1	8.5	7.2	4.5	500
ONKA - 8317	6.5	10.8	22.5	8.6	8.5	7.2	4.5	500

INSULATED PIN TYPE TERMINALS

0,5 ~ 1,5 mm^2
Cable Cross Section

1,5 ~ 2,5 mm^2
Cable Cross Section

4,0 ~ 6,0 mm^2
Cable Cross Section

CODE	B	L	F	E	D	d1	PCS/BOX
ONKA-8186	1.9	20.5	10.5	10.0	4.1	1.7	200
ONKA-8187	1.9	20.5	10.5	10.0	4.5	2.3	200
ONKA-8188	1.9	22.5	12.5	10.0	4.5	2.3	200
ONKA-8189	1.9	28.5	18.5	10.0	4.5	2.3	200
ONKA-8190	2.8	26.2	13.7	12.5	6.5	3.4	100

Made of copper (Tin Plated), insulated with PVC, working temperature 75 °C, resistive to 600 volts

INSULATED BLADE TYPE TERMINALS



Made of copper (tin plated) insulated with NYLON, working temperature 105 °C resistive to 600 volts

0,5 ~ 1,5 mm^2
Cable Cross Section

1,5 ~ 2,5 mm^2
Cable Cross Section

4,0 ~ 6,0 mm^2
Cable Cross Section

CODE	B	L	F	E	D	d1	PCS/BOX
ONKA-8191	2.4	21.5	10.5	11.0	4.1	1.7	100
ONKA-8192	3.0	22.0	11.0	11.0	4.1	1.7	100
ONKA-8193	3.0	25.0	14.0	11.0	4.1	1.7	100
ONKA-8194	2.8	20.0	9.0	11.0	4.5	2.3	100
ONKA-8195	2.4	29.0	18.0	11.0	4.5	2.3	100
ONKA-8196	3.0	31.0	18.0	13.0	6.5	3.4	100

INSULATED BULLET MALE TYPE TERMINALS

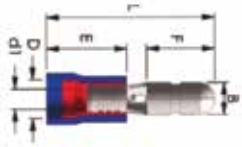

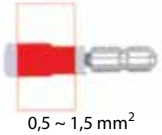

0,5 ~ 1,5 mm^2
Cable Cross Section

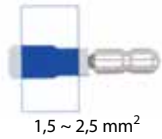

1,5 ~ 2,5 mm^2
Cable Cross Section

4,0 ~ 6,0 mm^2
Cable Cross Section

CODE	B	L	F	E	D	d1	PCS/BOX
ONKA-8200	4.0	8.5	21.0	10.0	4.3	1.7	100
ONKA-8201	4.0	8.5	21.0	10.0	4.3	2.3	100
ONKA-8202	5.0	8.5	21.0	10.0	5.0	2.3	100
ONKA-8203	5.0	8.5	23.5	13.0	6.5	3.4	100

Made of copper (Tin Plated), insulated with PVC, working temperature 75 °C, resistive to 300 volts

INSULATED BULLET FEMALE TYPE TERMINALS

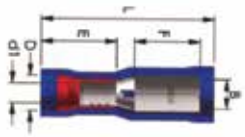

0,5 ~ 1,5 mm^2
Cable Cross Section

1,5 ~ 2,5 mm^2
Cable Cross Section

4,0 ~ 6,0 mm^2
Cable Cross Section

CODE	B	L	F	E	D	d1	PCS/BOX
ONKA-8210	4.0	9.0	23.5	11.0	4.3	1.7	100
ONKA-8211	4.0	9.0	23.5	11.0	5.0	2.3	100
ONKA-8212	5.0	9.0	23.5	11.0	5.0	2.3	100
ONKA-8213	5.0	9.0	25.0	13.0	6.5	3.4	100

Made of copper (Tin Plated), insulated with PVC, working temperature 75 °C, resistive to 300 volts

INSULATED FATSON FEMALE TYPE TERMINALS (EXTRA DOUBLE TERMINALED)

Made of brass (tin plated), Insulated with PVC,
Working temperature 75 °C, Resistive to 300 volts



0,5 ~ 1,5 mm^2
Cable Cross Section

1,5 ~ 2,5 mm^2
Cable Cross Section

4,0 ~ 6,0 mm^2
Cable Cross Section

CODE	SOCKET WIDTH	B	F	L	E	D	d1	PCS/BOX
ONKA - 8230	0.5 x 2.8	3.2	6.4	18.5	10.0	4.3	1.7	200
ONKA - 8231	0.8 x 2.8	3.2	6.4	18.5	10.0	4.3	1.7	200
ONKA - 8232	0.5 x 4.8	5.0	6.5	19.0	10.0	4.3	1.7	200
ONKA - 8233	0.8 x 4.8	5.0	6.5	19.0	10.0	4.3	1.7	200
ONKA - 8234	0.8 x 6.4	6.6	7.9	21.0	10.0	4.3	1.7	200
ONKA - 8235	0.8 x 8.0	8.4	10.0	24.0	10.0	4.3	1.7	200
ONKA - 8236	0.5 x 2.8	3.2	6.4	18.5	10.0	5.0	2.3	150
ONKA - 8237	0.8 x 2.8	3.2	6.4	18.5	10.0	5.0	2.3	150
ONKA - 8238	0.5 x 4.8	5.0	6.5	19.0	10.0	5.0	2.3	150
ONKA - 8239	0.8 x 4.8	5.0	6.5	19.0	10.0	5.0	2.3	150
ONKA - 8240	0.8 x 6.4	6.6	7.9	21.0	10.0	5.0	2.3	150
ONKA - 8241	0.8 x 8.0	8.4	10.0	24.0	10.0	5.0	2.3	150
ONKA - 8242	1.2 x 9.5	9.5	12.5	29.0	10.0	5.0	2.3	150
ONKA - 8243	0.8 x 6.4	6.6	7.9	23.5	12.5	6.5	3.4	100
ONKA - 8244	1.2 x 9.5	9.9	12.5	28.5	12.5	6.5	3.4	100

FULL INSULATED FATSON FEMALE TERMINALS (EXTRA DOUBLE TERMINALED)

Made of brass (tin plated), Insulated with PVC,
Working temperature 75 °C, Resistive to 300 volts

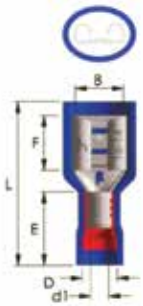

0,5 ~ 1,5 mm^2
Cable Cross Section

1,5 ~ 2,5 mm^2
Cable Cross Section

4,0 ~ 6,0 mm^2
Cable Cross Section

CODE	SOCKET WIDTH	B	F	L	E	D	d1	PCS/BOX
ONKA - 8250	0.5 x 2.8	3.2	6.4	19.0	10.0	4.3	1.7	200
ONKA - 8251	0.8 x 2.8	3.2	6.4	19.0	10.0	4.3	1.7	200
ONKA - 8252	0.5 x 4.8	5.0	6.5	20.0	10.0	4.3	1.7	200
ONKA - 8253	0.8 x 4.8	5.0	6.5	20.0	10.0	4.3	1.7	200
ONKA - 8254	0.8 x 6.4	6.6	7.9	22.0	10.0	4.3	1.7	100
ONKA - 8255	0.5 x 2.8	3.2	6.4	19.0	10.0	5.0	2.3	100
ONKA - 8256	0.8 x 2.8	3.2	6.4	19.0	10.0	5.0	2.3	100
ONKA - 8257	0.5 x 4.8	5.0	6.5	20.0	10.0	5.0	2.3	100
ONKA - 8258	0.8 x 4.8	5.0	6.5	20.0	10.0	5.0	2.3	100
ONKA - 8259	0.8 x 6.4	6.6	7.9	22.0	10.0	5.0	2.3	100
ONKA - 8260	0.8 x 6.4	6.6	7.9	25.0	13.0	6.5	3.4	75

Range of Products;

- *Standard Cable Ties*
- *Standard Cable Ties (Coloured)*
- *Stainless type (AISI 304 - 316) Metal Cable Ties*
- *Cable Tie mounts (Self adhesive & Screwed)*
- *Heat shrink tubing*

CABLE TIES
HEAT SHRINKS

STANDARD CABLE TIES

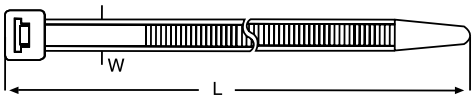

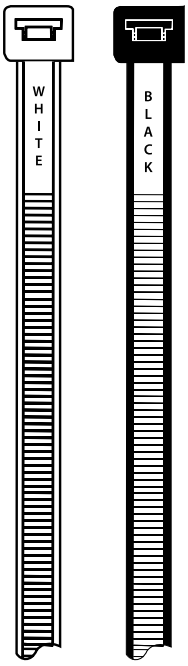

CODE	L	W	MAX. BUNDLE DIA	TENSILE STRENGTH (kg)	BAG PCS	PCS/BOX
ONKA - 8480	100	2.5	22	8.1	100 / 1000	70.000
ONKA - 8432	140	2.5	40	8.1	100 / 1000	45.000 / 50.000
ONKA - 8482	200	2.5	53	8.1	100 / 1000	40.000 / 45.000
ONKA - 8483	150	3.6	35	18.2	100 / 1000	33.000
ONKA - 8484	200	3.6	53	18.2	100 / 1000	25.000
ONKA - 8485	250	3.6	65	18.2	100 / 1000	20.000
ONKA - 8486	300	3.6	76	18.2	100 / 1000	20.000
ONKA - 8487	370	3.6	102	18.2	100 / 1000	15.000
ONKA - 8488	160	4.8	38	22.2	100	20.000
ONKA - 8489	200	4.8	50	22.2	100	16.000
ONKA - 8490	250	4.8	60	22.2	100	13.000
ONKA - 8491	300	4.8	76	22.2	100	13.000
ONKA - 8492	370	4.8	102	22.2	100	10.000
ONKA - 8493	430	4.8	110	22.2	100	9.000
ONKA - 8494	530	4.8	140	22.2	100	8.000
ONKA - 8495	300	7.6	76	54.5	100	6.500
ONKA - 8496	370	7.6	102	54.5	100	5.000
ONKA - 8497	450	7.6	127	54.5	100	3.500
ONKA - 8498	530	7.6	140	54.5	100	3.000
ONKA - 8499	710	7.6	190	54.5	100	2.000
ONKA - 8500	430	9.0	125	79.4	100	3.000
ONKA - 8501	530	9.0	140	79.4	100	3.000
ONKA - 8502	710	9.0	190	79.4	100	2.000
ONKA - 8503	810	9.0	240	79.4	100	1.000
ONKA - 8504	940	9.0	280	79.4	100	1.000
ONKA - 8505	1220	9.0	365	79.4	100	1.000
ONKA - 8523	1530	9.0	365	79.4	100	1.000

STANDARD CABLE TIES (COLOURED)



CODE	L	W	MAX.DIA	WEIGHT (kg)	PCS	CARTON
ONKA - 8178	100	2.5	22	8.1	100 / 1000	70.000
ONKA - 8179	140	2.5	40	8.1	100 / 1000	45.000
ONKA - 8180	200	2.5	53	8.1	100 / 1000	40.000 / 45.000
ONKA - 8181	150	3.6	35	18.2	100 / 1000	35.000
ONKA - 8182	200	3.6	53	18.2	100 / 1000	25.000
ONKA - 8183	250	3.6	65	18.2	100 / 1000	20.000
ONKA - 8184	300	3.6	76	18.2	100 / 1000	20.000
ONKA - 8185	300	4.8	76	22.2	100	13.000
ONKA - 8205	370	4.8	102	22.2	100	10.000
ONKA - 8209	370	7.6	102	54.5	100	5.000
ONKA - 8218	450	7.6	127	54.5	100	3.000
ONKA - 8219	530	7.6	140	54.5	100	3.000

GW products are made of nylon 66 raw material which is supplied by Dupont TM Zytel. Its working temperature is between –40 °C and 85 °C. It has self extinguishing characteristic according to UL 94/V2 norm. High quality GW cable ties have high resistivity against materials like benzine, motorine, oil, dye, vernic. We keep stocks cable ties of white-black and all the other colors given. Please contact us for different color requirements. Our products also have UV types for external usage.

STAINLESS TYPE (AISI 304 - 316) METAL CABLE TIES



CODE	L	W	MAX. BUNDLE DIA	TENSILE STRENGTH (kg)	BAG PCS	PCS/BOX
ONKA - 8600	127	4.6	25.0	46	100	8000
ONKA - 8601	152	4.6	37.0	46	100	8000
ONKA - 8602	201	4.6	50.0	46	100	6000
ONKA - 8603	266	4.6	69.0	46	100	6000
ONKA - 8604	300	4.6	76.0	46	100	4000
ONKA - 8605	362	4.6	102	46	100	4000
ONKA - 8606	521	4.6	152	46	100	3000
ONKA - 8607	679	4.6	203	46	100	2000
ONKA - 8608	838	4.6	254	46	100	2000
ONKA - 8609	152	7.9	25.0	114	100	4000
ONKA - 8610	201	7.9	50.0	114	100	3000
ONKA - 8611	266	7.9	69.0	114	100	3000
ONKA - 8612	300	7.9	76.0	114	100	2000
ONKA - 8613	362	7.9	102	114	100	2000
ONKA - 8614	521	7.9	152	114	100	1500
ONKA - 8615	679	7.9	203	114	100	1000
ONKA - 8616	838	7.9	254	114	100	1000

CABLE TIE MOUNTS (SELF ADHESIVE & SCREWED)

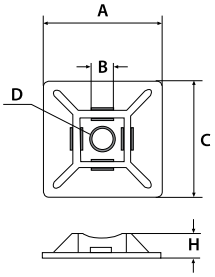

CODE	A	B	C	D	H	BOX
ONKA - 8391	19	3.6	19	Ø3.2	4.0	100
ONKA - 8392	28	4.8	28	Ø3.2	4.5	100

Features: 1mm band thickness, 120°C resistence, 96kg/m3, 60dk fully stickness

HEAT SHRINK TUBING (+125 ºC / -55 ºC, 600V, POLYOLEFIN)

Code	Sections		Before Shrinking (mm)		After Shrinking (mm)		Meter (m)
	Inc (Ø)	mm	Inner Dia	Wall Thicknes	Inner Dia	Wall Thicknes	
MAKO K-53000	3/64	1	1,5 ± 0,2	0,15 ± 0,05	0,50	0,28 ± 0,10	200
MAKO K-53001		1.2	2,0 ± 0,2	0,15 ± 0,05	0,70	0,30 ± 0,10	200
MAKO K-53002		1.5	2,0 ± 0,2	0,18 ± 0,05	0,85	0,32 ± 0,10	200
MAKO K-53003	1/16	1.6	2,0 ± 0,3	0,15 ± 0,05	0,80	0,28 ± 0,10	200
MAKO K-53004		2	2,5 ± 0,2	0,18 ± 0,05	0,60	0,28 ± 0,10	200
MAKO K-53005	3/32	2.4	3,0 ± 0,3	0,18 ± 0,05	1,20	0,35 ± 0,10	200
MAKO K-53006		2.5	3,0 ± 0,2	0,18 ± 0,05	1,30	0,38 ± 0,10	200
MAKO K-53007		3	3,5 ± 0,2	0,18 ± 0,05	1,50	0,40 ± 0,10	200
MAKO K-53008	1/8	3.2	3,5 ± 0,4	0,18 ± 0,05	1,60	0,40 ± 0,10	200
MAKO K-53009		3.5	4,0 ± 0,2	0,22 ± 0,05	1,80	0,42 ± 0,10	200
MAKO K-53010		4	4,5 ± 0,2	0,25 ± 0,05	2,00	0,45 ± 0,10	200
MAKO K-53011		4.5	5,0 ± 0,2	0,25 ± 0,05	2,30	0,50 ± 0,10	100
MAKO K-53012	3/16	4.8	5,2 ± 0,4	0,25 ± 0,05	2,40	0,50 ± 0,10	100
MAKO K-53013		5	5,5 ± 0,2	0,25 ± 0,05	2,50	0,55 ± 0,10	100
MAKO K-53014		6	6,5 ± 0,2	0,28 ± 0,05	3,00	0,55 ± 0,10	100
MAKO K-53015	1/4	6.4	7,0 ± 0,4	0,28 ± 0,05	3,20	0,55 ± 0,10	100
MAKO K-53016		7	7,5 ± 0,3	0,28 ± 0,05	3,50	0,55 ± 0,10	100
MAKO K-53017		8	8,5 ± 0,3	0,28 ± 0,05	4,00	0,60 ± 0,10	100
MAKO K-53018		9	9,5 ± 0,3	0,30 ± 0,08	4,50	0,60 ± 0,10	50
MAKO K-53019	3/8	9.5	10,0 ± 0,5	0,30 ± 0,08	4,80	0,60 ± 0,10	100
MAKO K-53020		10	10,5 ± 0,3	0,30 ± 0,08	5,00	0,60 ± 0,10	100
MAKO K-53021		11	11,5 ± 0,3	0,30 ± 0,08	5,50	0,60 ± 0,10	100
MAKO K-53022		12	12,5 ± 0,3	0,30 ± 0,08	6,00	0,60 ± 0,10	100
MAKO K-53023	1/2	12.7	13,0 ± 0,5	0,30 ± 0,08	6,40	0,60 ± 0,10	100
MAKO K-53024		13	13,5 ± 0,3	0,35 ± 0,10	6,50	0,65 ± 0,10	100
MAKO K-53025		14	14,5 ± 0,3	0,35 ± 0,10	7,00	0,65 ± 0,10	100
MAKO K-53025-15		15	15,5 ± 0,3	0,35 ± 0,10	7,00	0,65 ± 0,10	100
MAKO K-53026		16	16,5 ± 0,4	0,40 ± 0,12	8,00	0,70 ± 0,10	100
MAKO K-53027		17	17,5 ± 0,4	0,40 ± 0,12	8,50	0,70 ± 0,10	100
MAKO K-53028		18	19,0 ± 0,5	0,40 ± 0,15	9,00	0,80 ± 0,15	100
MAKO K-53029	3/4	19.1	20,5 ± 0,6	0,40 ± 0,15	9,50	0,80 ± 0,15	100
MAKO K-53030	4/5	20	21,0 ± 0,6	0,40 ± 0,15	10,00	0,80 ± 0,15	100
MAKO K-53031		22	23,0 ± 0,5	0,40 ± 0,15	11,00	0,80 ± 0,15	100
MAKO K-53032	1	25.4	25,6 ± 0,7	0,50 ± 0,15	12,70	0,80 ± 0,15	50
MAKO K-53033		30	31,5 ± 1,0	0,50 ± 0,15	15,00	0,90 ± 0,15	50
MAKO K-53034	1-1/4	32	33,0 ± 0,7	0,50 ± 0,15	15,90	0,95 ± 0,15	50
MAKO K-53035		35	36,5 ± 1,0	0,50 ± 0,15	17,50	0,95 ± 0,15	50
MAKO K-53036	1-1/2	38	40,0 ± 0,7	0,50 ± 0,15	19,10	1,00 ± 0,15	50
MAKO K-53037		40	41,5 ± 1,0	0,55 ± 0,15	20,00	1,00 ± 0,15	50
MAKO K-53038	2	51	52,5 ± 0,7	0,55 ± 0,15	25,40	0,95 ± 0,15	25
MAKO K-53039		60	60	0,60 ± 0,15	30,00	1,30 ± 0,20	25
MAKO K-53040		70	70	0,65 ± 0,15	35,00	1,30 ± 0,20	25
MAKO K-53041	3	76	80,0 ± 1,0	0,65 ± 0,15	38,10	1,30 ± 0,20	25
MAKO K-53042		80	80	0,65 ± 0,15	40,00	1,46 ± 0,20	25
MAKO K-53043		90	90	0,65 ± 0,15	45,00	1,46 ± 0,20	25
MAKO K-53044	4	102	105,0 ± 1,0	0,65 ± 0,20	50,80	1,46 ± 0,20	25
MAKO K-53045	5	120	120	0,65 ± 0,20	63,50	1,56 ± 0,20	25
MAKO K-53046		150	150	0,65 ± 0,20	75,00	1,56 ± 0,20	25
MAKO K-53047		180	180	0,65 ± 0,30	90,00	1,56 ± 0,20	25

MM	INCH	PCS/BOX
1,6	1/16	200
2,4	3/32	200
2,5		200
3,2	1/8	200
3,5		200
4,8	3/16	100
5		100
6,4	1/4	100
7		100
9,5	3/8	100
10		100
12		100
12,7	1/2	100
16		100
19,1	3/4	100
20	4/5	100
25,4	1	50
32	1-1/4	50
35		50
38	1-1/2	50
51	2	50
70		25
76	3	25

TRANSPARENT WHITE YELLOW BLUE RED
GREEN GREY BROWN YELLOWGREEN

POLYOLEFIN, HALOGEN FREE 3/1 HEAT SHRINK

BEFORE mm	AFTER mm	ROLL/MT.
3.2	1	200 m
4.8	1.6	100 m
6.4	2	100 m
9.5	3	50 m
10	3	1.20 Length
12.7	4	1.20 Length
19.1	5.6	1.20 Length
28	9	1.20 Length
30	10	120 Length
35	10	1.20 Length
38	13	1.20 Length
43.2	12.7	1.20 Length
52	16	1.20 Length
75	22	1.20 Length
95	29	1.20 Length



Range of Products;

- *Electronic thermostate for control panel board*
- *Panel Internal thermostate*
- *Corner plastic apparatus*
- *Plastic cover for W automat*
- *U Profile support rail*
- *Panel LED Lighting*
- *220 / 12 Voltage LED Panel lighting*
- *12 Voltage LED Panel lighting*
- *24 Voltage LED Panel lighting*

PANEL ACCESSORIES

ELECTRONIC THERMOSTATE FOR CONTROL PANEL BOARD

PTS T/1

PTS CT/2

CODE	TYPE	PCS/BOX
PTS T/1	Electronic Thermostat for Control Panel	1
PTS CT/2	Cooler & Heater for Control Panel Board 0 - 50 °C	1

PANEL INTERNAL THERMOSTATE

CODE	TYPE	PCS/BOX
PTHT	Panel Internal Heat Thermostate 0 - 60 C, NK, IP 20	1
PTVT	Panel Internal Cold Thermostate 0 - 60 C, NA, IP 20	1
PTVHT	Panel Internal Heat - Cold Thermostate 0 - 80 / 0-60 C, NK + NA, IP 20	1
PHG02	Mechanic Higrostate %10/90 RH, 1CO, IP 20	1

CORNER PLASTIC APPARATUS



CODE	TYPE	Pcs.
ONKA-4195	Right / Left Corner Plastic Apparatus	100

PLASTIC COVER FOR W AUTOMAT

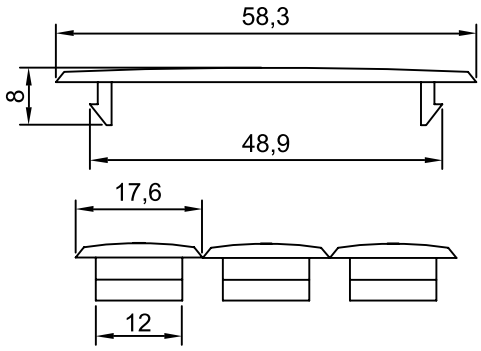



TECHNICAL DATA	
Material	PS
Temp.	-40 ºC, +140 ºC

	CODE	DESCRIPTIONS	BOX
○	ONKA 7121	Plastic Cover For W Automat With 12 Strips	50
◐	ONKA 7122		50
●	ONKA 7123		50

U PROFILE SUPPORT RAIL

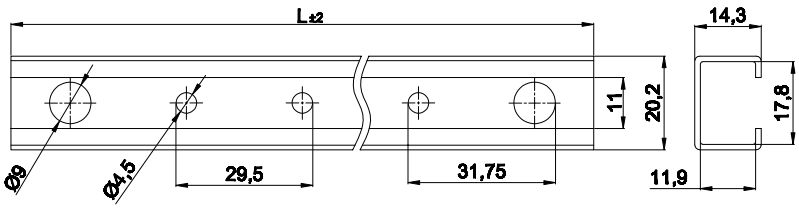

CODE	TYPE	Pcs.
ONKA- 4191	1 Metre U Profil (Cr3)	35
ONKA- 4192	2 Metre U Profil (Cr3)	35
ONKA- 4193	3 Metre U Profil (Cr3)	35

PANEL LED LIGHTING





220 / 12 VOLTAGE LED PANEL LIGHTING

CODE	PRODUCT NAME (mm²)	VOLTAGE	L (mm)	H (mm)	Box Qty.
İR-22025	25 cm Led Panel Lighting	220 Volt	250	23	50
İR-22035	55 cm Led Panel Lighting	220 Volt	350	23	50
İR-22045	45 cm Led Panel Lighting	220 Volt	450	23	50
İR-22055	55 cm Led Panel Lighting	220 Volt	550	23	50
İR-22060	60 cm Led Panel Lighting	220 Volt	600	23	50

Voltage : 110/220 V AC	**Power** : 5 W	**IP** : 20
Frequency : 50/60 Hz.	**Colour** : White	

12 VOLTAGE LED PANEL LIGHTING

CODE	PRODUCT NAME (mm²)	VOLTAGE	L (mm)	H (mm)	Box Qty.
İR-12025	25 cm Led Panel Lighting	12 Volt	250	23	50
İR-12035	35 cm Led Panel Lighting	12 Volt	350	23	50
İR-12045	45 cm Led Panel Lighting	12 Volt	450	23	50
İR-12055	55 cm Led Panel Lighting	12 Volt	550	23	50
İR-12065	65 cm Led Panel Lighting	12 Volt	650	23	50

Voltage : 12 V AC	**Colour** : White
Power : 4 W	**IP** : 20

24 VOLTAGE LED PANEL LIGHTING

CODE	PRODUCT NAME (mm²)	VOLTAGE	L (mm)	H (mm)	Box Qty.
İR-24025	25 cm Led Panel Lighting	24 Volt	250	23	50
İR-24035	35 cm Led Panel Lighting	24 Volt	350	23	50
İR-24045	45 cm Led Panel Lighting	24 Volt	450	23	50
İR-24055	55 cm Led Panel Lighting	24 Volt	550	23	50
İR-24065	65 cm Led Panel Lighting	24 Volt	650	23	50

Voltage : 24 V AC	**Colour** : White
Power : 4 W	**IP** : 20

Range of Products;

- *Thermal Transfer Printer and Ribbons*
- *Component Markers*
- *Thin Panel Markers*
- *Thick Panel Marker*
- *Medium Thickness Panel Marker*
- *Wiring Solutions*
- *Tube Markers*
- *Plotter Printer and Dekafix Labelling System (For Terminal Blocaks)*
- *KCG Type Cable Marker*
- *Marking Laber Slot For Cables*
- *Panel Markers*

MARKERS AND PRINTERS

THERMAL TRANSFER PRINTER AND RIBBONS

CODE	DISCRIPTIONS	PCS/BOX
ONKA-8912-AX	ARGOX CP2140 Thermal Printer	1 Meters
ONKA-8944-35	35x300 Meters Black Ribbon	300 Meters
ONKA-8943-S11	11x2x20 Meter Roll Laber	40 Meters
ONKA-8944-110	110x300 Meters Black Ribbon	300 Meters

COMPONENT MARKERS



CODE	DISCRIPTIONS	PCS/BOX
ONKA-8920-515B	5 x 15 mm White Component Marker	5000
ONKA-8920-915SV	9 x 15 mm Yellow Component Marker	5000
ONKA-8920-915SBR	9 x 15 mm Yellow Component Marker	5000
ONKA-8920-716S	7 x 16 mm Yellow Component Marker	5000
ONKA-8920-915SE	9 x 15 mm Yellow Component Marker (Eko)	5000
ONKA-8920-516S	5 x 16,5 mm Yellow Component Marker	5000
ONKA-8920-930S	9x30 mm Yellow Component Marker	1500
ONKA-8920-2015S	20 mm x 15 mt Yellow Roll Marker for General Purposes	15 MT.

THIN PANEL MARKERS

CODE	DISCRIPTIONS	PCS/BOX
ONKA-8921-80100SW	80 x 100 mm Thin Panel Marker (EKO)	100
ONKA-8921-5075SW	50 x 75 mm Thin Panel Marker (EKO)	1000
ONKA-8921-2575SW	25 x 75 mm Thin Panel Marker (EKO)	2000
ONKA-8921-1326SW	13 x 26 mm Thin Panel Marker (EKO)	1500
ONKA-8921-40100SW	40 x 100 mm Thin Panel Marker (EKO)	500
ONKA-8921-1545SW	15 x 45 mm Thin Panel Marker (EKO)	1000
ONKA-8921-1527SW	15 x 27 mm Silwermat İnce Pano Etiketi (EKO)	1000

THICK PANEL MARKER



CODE	DISCRIPTIONS	PCS/BOX
ONKA-8922-1227P	12,5 x 27 mm Grey Thick Panel Marker	200
ONKA-8922-1545P	15 x 45 mm Grey Thick Panel Marker	125
ONKA-8922-1527P	15 x 27 mm Grey Thick Panel Marker	150
ONKA-8922-1827P	18 x 27 mm Grey Thick Panel Marker	150
ONKA-8922-1835P	18 x 35 mm Grey Thick Panel Marker	125
ONKA-8922-3040P	30 x 40 mm Grey Thick Panel Marker (Buton)	100
ONKA-8922-3060P	30 x 60 mm Grey Thick Panel Marker	125
ONKA-8922-4590P	45 x 90 mm Grey Thick Panel Marker	100

MEDIUM THICKNESS PANEL MARKER

CODE	DISCRIPTIONS	PCS/BOX
ONKA-8923-1545OG	15 x 45 mm Grey Thick Panel Marker (Silver)	1000
ONKA-8923-1527OG	15 x 27 mm Grey Thick Panel Marker (Silver)	1500
ONKA-8923-50100OG	50 x 100 mm Grey Thick Panel Marker (Silver)	250
ONKA-8923-3065OG	30 x 65 mm Grey Thick Panel Marker (Silver)	500
ONKA-8923-1545OB	15 x 45 mm Grey Thick Panel Marker (White)	500
ONKA-8923-1545OK	15 x 45 mm Grey Thick Panel Marker (Red)	500
ONKA-8923-1527OB	15 x 27 mm Grey Thick Panel Marker (Silver)	500
ONKA-8923-1527OK	15 x 27 mm Grey Thick Panel Marker (Red)	750
ONKA-8923-3065OK	30 x 65 mm Grey Thick Panel Marker (Red)	250

WIRING SOLUTIONS

CODE	DISCRIPTIONS	PCS/BOX
ONKA-8924-1910B	19 x 10 mm (1.5-2.5-4-6-10 mm^2) Spiral Cable Marker (White)	1000
ONKA-8924-1915B	19 x 15 mm (1.5-2.5-4-6 mm^2) Spiral Cable Marker (White)	2000
ONKA-8924-1925B	19 x 25 mm (10-16 mm^2 Spiral Cable Marker (White)	1500
ONKA-8924-1938B	19 x 38 mm (25-35-50 mm^2) Spiral Cable Marker (White)	2000
ONKA-8924-1915S	19 x 15 mm (1.5-2.5-4-6 mm^2) Spiral Cable Marker (Yellow)	2000
ONKA-8924-1925S	19 x 25 mm (10 -16 mm^2) Spiral Cable Marker (Yellow)	1500
ONKA-8924-1938S	19 x 38 mm (25-35-50 mm^2) Spiral Cable Marker (Yellow)	2000
ONKA-8924-38180S	38 x 180 mm Spiral Cable Marker (Red)	720

TUBE MARKERS



CODE	DISCRIPTIONS	PCS/BOX
ONKA-8925-104B	10 x 4 mm Transparent Tube Markers (White)	4000
ONKA-8925-154B	15 x 4 mm Transparent Tube Markers (White)	4000
ONKA-8925-204B	20 x 4 mm Transparent Tube Markers (White)	3000
ONKA-8925-304B	30 x 4 mm Transparent Tube Markers (White)	2500
ONKA-8925-104S	10 x 4 mm Transparent Tube Markers (Yellow)	4000
ONKA-8925-154S	15 x 4 mm Transparent Tube Markers (Yellow)	4000
ONKA-8925-204S	20 x 4 mm Transparent Tube Markers (Yellow)	3000
ONKA-8925-304S	30 x 4 mm Transparent Tube Markers (Yellow)	2500
ONKA-8926-101	10 mm Transparent Tube / 0,5-1,5 mm^2 Kablo İçin	1000
ONKA-8926-151	15 mm Transparent Tube / 0,5-1,5 mm^2 Cable Tie	1000
ONKA-8926-201	20 mm Transparent Tube - 0,5-1,5 mm^2 Cable Tie	500
ONKA-8926-301	30 mm Transparent Tube - 0,5-1,5 mm^2 Cable Tie	500
ONKA-8926-102	10 mm Transparent Tube / 2,5-4 mm^2 Cable Tie	1000
ONKA-8926-152	15 mm Transparent Tube / 2,5-4 mm^2 Cable Tie	1000
ONKA-8926-202	20 mm Transparent Tube / 2,5-4 mm^2 Cable Tie	500
ONKA-8926-302	30 mm Transparent Tube / 2,5-4 mm^2 Cable Tie	500
ONKA-8926-103	10 mm Transparent Tube / 4-6 mm^2 Cable Tie	1000
ONKA-8926-153	15 mm Transparent Tube / 4-6 mm^2 Cable Tie	1000
ONKA-8926-203	20 mm Transparent Tube / 4-6 mm^2 Cable Tie	500
ONKA-8926-303	30 mm Transparent Tube / 4-6 mm^2 Cable Tie	500
ONKA-8926-420	20x4 mm Transparent Tube / Cable Tie (General Purposes)	1000

HEAT SHRINKS AND MARKING SYSTEM

FEASIBLE FOR MARKING WITH BLACK RIBBON BETWEEN 2,5-100MM IN ANY CALOUR OF GROUND ONKA THERMAL PRINTER PROVIDES CONTINUOUS MARKING FOR 16MM AND ABOVE, POSSIBLE WITH APPARATUS SUPPORT FOR 2,5-16 mm

PLOTTER PRINTER AND DEKAFIX LABELLING SYSTEM (FOR TERMINAL BLOCKS)



SINGLE USE PEN

FILLABLE PEN



CODE	DESCRIPTIONS	PCS/BOX
Y111 8717	A4 Plotter Printer	1
Y42 52002	025 Single use plotter pen (Black)	1
Y145 1849	025 Fillable plotter pen	1
Y140 1978	Ink (Black) 30 ml	1

PLOTTER PRINTER AND DEKAFIX MARKING SYSTEMS (FOR TERMINAL BLOCKS)

OD10 PRINTED AND PRESSED LABELS

OD10-6P Terminal markings can be applied to all products of ONKA production. With the OD10-6P Decafixes options, it is possible to create many alternatives in the marking field. Short number sequences, letters and marks can be clearly written on the OD10-6P Decafix for marking applications.
Also; All variations requested by the user can be done in line with the scope of the product.

- *Designed to be united for rapid application.*
- *All 2.5 mm2 terminals can be installed with a single operation with 10 decafixes at a time. For other products;it is done one by one.*
- *In the vertical position max. 3 characters, horizontally max. Up to 6 characters can be written.*
- *Special printing options can be applied according to user requests.*
- *Due to special non-durable ink, only OD10-6P Decafix can be printed with buffer printing method.*

ONE BY ONE LABEL

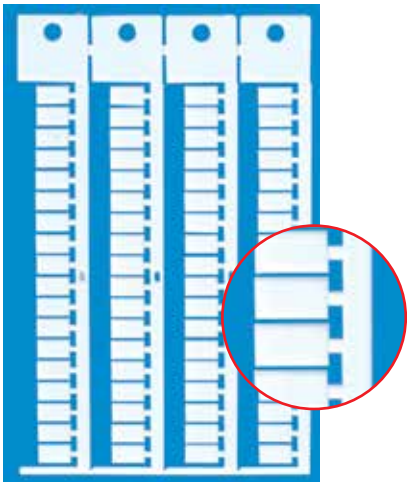

COMBINED LABEL
Order No:
4440 / 4390 / 5443 / 2630 / 4442 - (Printless)

Order No:
4441 / 4391 / 5444 / 2631 / 4443 - (Printed)

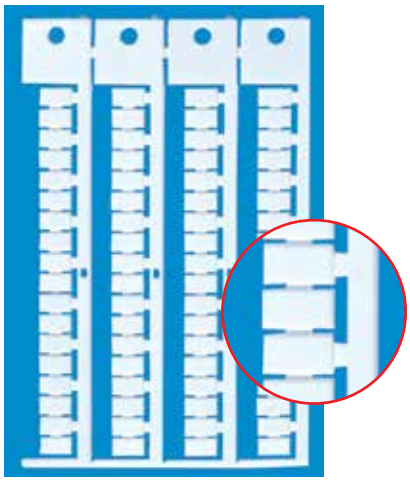

TECHNICAL DATA	
Material	PC
Temp.	-40 ºC, +140 ºC
Printing Colour	Black
Dimension	6 mm x 10 mm

ORDERING DATA	
Printing Variations	Horizontal print, vertical print, number, latter, marks
Character of no.	Horizontal Max. 6 Vertical: Max. 3
Special Printing	Specify colour and characters for special printing



CODE	DESCRIPTIONS	PCS BOX
ONKA-5443	OD10-5P Combined Label Printless (For 1,5 mm² terminal blocks)	880
ONKA-5444	OD10-5P Combined Label Printed (For 1,5 mm² terminal blocks)	880
ONKA-4440	OD10-6P Combined Label Printless (For 2,5 mm² terminal blocks)	720
ONKA-4441	OD10-6P Combined Label Printed (For 2,5 mm² terminal blocks)	720
ONKA-4442	OD10-6P One by one plucked label marker printless (For 2,5 mm² terminal blocks)	720
ONKA-4443	OD10-6P One by one plucked label marker printed (For 2,5 mm² terminal blocks)	720
ONKA-4390	OD10-6P Combined Label Printless (For 4 mm² terminal blocks)	640
ONKA-4391	OD10-6P Combined Label Printed (For 4 mm² terminal blocks)	640
ONKA-2630	OD10-8P Combined Label Printless (For 6-10 mm² and bigger sizes terminal blocks)	560
ONKA-2631	OD10-8P Combined Label Printed (For 6-10 mm² and bigger sizes terminal blocks)	560

DEKAFIX MARKING SYSTEMS (FOR TERMINAL BLOCKS)

OD5 PRINTED AND PRESSED LABELS

OD5 Terminal markings can be applied to all products of ONKA production. With the OD5 label options, it offers the possibility to create many alternatives in the marking field. Short number sequences, letters and marks can be clearly written on the OD5 Labeling for labeling the product.
Also; All variations requested by the user can be done in line with the scope of the product.

- *Designed to be united for rapid installation.*
- ***For 10 x 1.5 mm2 terminal blocks, it provides fast mounting in one operation.*** *For other products; İt is done One by one.*
- *Maximum 3 characters can be written.*
- *Special printing options can be applied according to user requests.*
- *With the special non-durable ink, it can be printed with only buffer printing method for OD5 Labels.*

Order No: 9540 - (Printless)



Order No: 9541 - (Printed)





TECHNICAL DATA	
Material	PA6.6
Temp.	-40 ºC, +140 ºC
Printing Colour	Black
Dimension	5 mm x 5 mm

ORDERING DATA	
Box Pcs.	500 Pcs. 1 Card: 10 x 5 = 50 dekafix
Pitch	OD5 = 5 mm x 5 mm OD10 = 6 mm x 10 mm
Printing Variations	Horizontal print, vertical print, number, latter, marks
Character of no.	Horizontal: Max. 3 Vertical: Max. 3
Special Printing	Specify colour and characters for special printing

DEKAFIX MARKING SYSTEMS (FOR TERMINAL BLOCKS)

OD10 PRINTED AND PRESSED LABELS

OD10 Terminal markings can be applied to all products of ONKA production. With the OD10 Decafixes options, it is possible to create many alternatives in the marking field. Short number sequences, letters and marks can be clearly written on the OD10 Decafix for marking applications.
Also; All variations requested by the user can be done in line with the scope of the product.

- *Designed to be united for rapid application.*
- *All 2.5 mm2 terminals can be installed with a single operation with 10 decafixes at a time. For other products;it is done one by one.*
- *In the vertical position max. 3 characters, horizontally max. Up to 6 characters can be written.*
- *Special printing options can be applied according to user requests.*
- *Due to special non-durable ink, only OD10 Decafix can be printed with buffer printing method.*

Order No: 9770 - (Printless)



Order No: 9771 - (Printed)

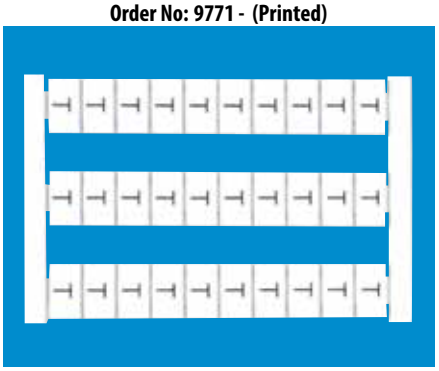



TECHNICAL DATA	
Material	PA6.6
Temp.	-40 ºC, +140 ºC
Printing Colour	Black
Dimension	6 mm x 10 mm

ORDERING DATA	
Box Pcs.	300 Pcs. 1 Card: 10 x 3 = 30 dekafix
Pitch	OD5 = 5 mm x 5 mm OD10 = 6 mm x 10 mm
Printing Variations	Horizontal print, vertical print, number, latter, marks
Character of no.	Horizontal: Max. 6 Vertical: Max. 3
Special Printing	Specify colour and characters for special printing

KCG TYPE CABLE MARKER (TELESCOPIC SYSTEM CONNECTION)

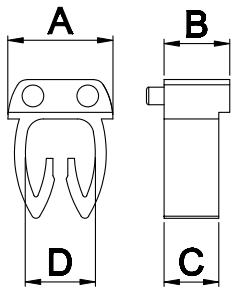



DIMENSIONS (mm)	NO	A	B	C	D
	1	4,4	3	2,5	2,7
	2	5	3	2,5	3,2
	3	7,4	3	2,5	4,9

TECHNICAL DATA	
MATERIAL	PA6.6
TEMPERATURE	-40 ºC, +140 ºC
PRESS COLOR	Black & White
CABLE SECTION	No1 : 0,5 - 1 mm² No2 : 1,50 - 2,50 mm² No3 : 4,00 - 6,00 mm²

CODE	DESCIRIPTIONS	BOX
ONKA - 9848	KCG Cable Marker 0,50 - 1 mm² Number	400
ONKA - 9846	KCG Cable Marker 1,50 - 2,50 mm² Number	400
ONKA - 9844	KCG Cable Marker 4,0 - 6,00 mm² Number	400
ONKA - 9866	KCG Cable Marker 0,50 - 1 mm² Letter & Sign	400
ONKA - 9911	KCG Cable Marker 1,50 - 2,50 mm² Letter & Sign	400
ONKA - 9958	KCG Cable Marker 4,0 - 6,00 mm² Letter & Sign	400

MARKING LABER SLOT FOR CABLES

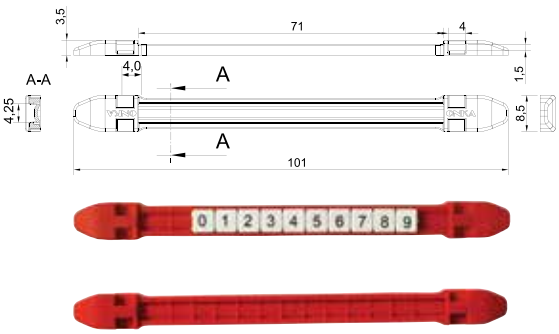

TECHNICAL DATA	
Material	PA6.6
Temp.	-40 ºC, +140 ºC

ACCESSORIES	
Marking	9540 / 9541
Cable Ties	8480 / 8483

CODE	DESCIRIPTIONS	BOX
ONKA-7134	This product can be used with 2.5 - 3.6 mm cable ties and small numberings. Isolation can be provided with heat-shrink macaron.	50
ONKA-7135		
ONKA-7136		
ONKA-7137		
ONKA-7138		
ONKA-7139		

PANEL MARKER (SELF-ADHESIVE AND SCREWED)



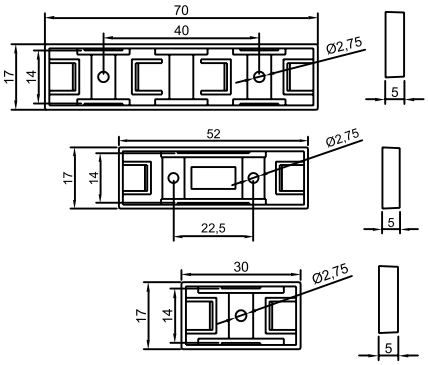

TECHNICAL DATA	
Material	PA6.6
Temperature	-40 ºC, +140 ºC

CODE	DESCIRIPTIONS	PCS/BOX
ONKA - 7114	17 x 30 mm Panel Marker	100
ONKA - 7115	17 x 52 mm Panel Marker	100
ONKA - 7116	17 x 70 mm Panel Marker	50

PANEL MARKER (SELF-ADHESIVE, 1 MT.)

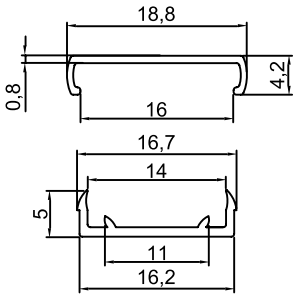

TECHNICAL DATA	
Material	PVC
Temperature	-40 ºC, +140 ºC

CODE	DESCIRIPTIONS	PCS/BOX
ONKA - 7126	15 mm x 1000 mm Adhesive Panel Marker	50

MRK- OPK LIGHTNING WARNING SIGN

Order No: 1287

Order No: 1288



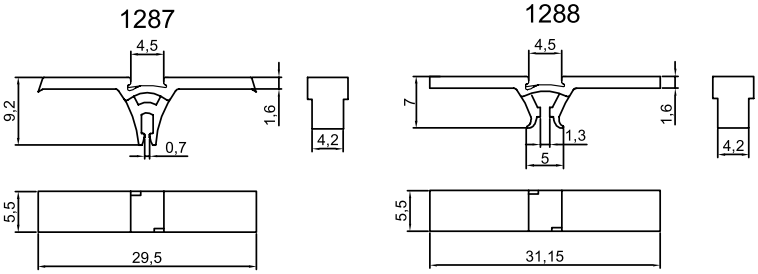

TECHNICAL DATA	
Material	PA6.6
Temperature	-40 ºC, +140 ºC
Printing Colour	Black

ACCESSORIES	
Marking	9540 / 9541

CODE	DESCIRIPTIONS	PCS/BOX
ONKA - 1287	MRK Marker (Screw Cover)	1000
ONKA - 1288	OPK Marker (Screw Cover)	1000

MRK - OPK MARKER SLOT

Order No: 1289

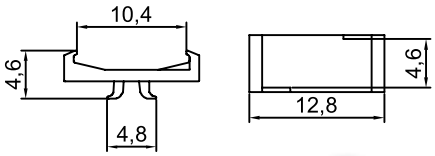

TECHNICAL DATA	
Material	PA6.6
Temperature	-40 ºC, +140 ºC

ACCESSORIES	
Marking	7301

CODE	DESCIRIPTIONS	PCS/BOX
ONKA - 1289	MRK - OPK	1000

TERMINAL SERIES WITH SOCKET

3.81 mm FEMALE

3.81 mm MALE (180°)

3.81 mm MALE (90°)

3.81 mm MALE CABLE CONNECTOR

5.08 mm FEMALE

5.08 mm UPRIGHT FEMALE

TERMINAL SERIES WITH SOCKET (5.08 mm)

5.08 mm MALE 90 WITHOUT SIDE PANELS

5.08 mm MALE 180 WITHOUT SIDE PANELS



5.08 mm MALE 90°



5.08 mm MALE 180°



5.08 mm DOUBLED MALE 90°

5.08 mm DOUBLED MALE 180°

TERMINAL SERIES WITH SOCKET (5.08 mm)

5.08 mm MALE CABLE CONNECTOR

7.62 mm FEMALE

7.62 mm UPRIGHT FEMALE

7.62 mm MALE 90°



7.62 mm MALE 180°



TERMINAL SERIES WITH SOCKET

7.62 mm DOUBLE MALE 90°

7.62 mm DOUBLE MALE 180°

MODULE TERMINAL SERIES

5.08 mm MODULE

7.62 mm MODULE

9.52 x 7.62 mm MODULE

10.16 x 10.6 mm MODULE

3.81 x 12.7 x 15.24 mm POWER CONNECTOR

SCREWLESS TERMINAL SERIES

5.08 x 7.62 mm SCREWLESS

SMD

CARD SLOT SERIES

72 mm MODULE



72 mm PROFIL



108 mm PROFIL

DISTANCE SERIES

RAIL DISTANS

3.81 CABLE CONNECTOR RAIL DISTANCE

5.08 CABLE CONNECTOR RAIL DISTANCE

FUSE HOLDER



EMERGENCY
STOP

1
2

EMERG
STOP

REACTIVE POWER FACTOR CONTROLLER

POWER FACTOR CONTROLLER

DIGITAL UNIVERSAL AMMETER

DAM-A-72

DAM-A-48

DIGITAL VOLTMETER

DV-72-03

DV-96-03

MULTIMETER

DIGITAL PROTECTOR & MULTIMETER

VOLTAGE PROTECTION RELAYS

TIME RELAYS

MONOPHASE SERIES

THREE PHASE SERIES

CEE NORM SERIES

HANGING ENERGY DISTRIBUTION BOX



3 WAY GROUP SOCKET SERIES

COMBITANITON SERIES

METAL & PLASTIC BUTTON BOX SERIES

METAL & PLASTIC ENCLOSURE BOX SERIES

METAL & PLASTIC CABLE REEL SERIES

SERTİFİKA

ISO 9001:2015'e göre
yönetim sistemi

Belgelendirme prosedürleri doğrultusunda ve düzenlemeler ile uyumlu uygulamaların kanıtlanması ile

ONKA ELEKTRİK MALZEMELERİ SAN. VE TİC. LTD. ŞTİ.
GEPOSB İçi Cumhuriyet Cad. No:27
Gebze Kocaeli Türkiye

Divanlı kuruluşun, belirtilen standarda göre, aşağıdaki geçerlilik alanında bir yönetim sistemi uygulادığı belgelenmektedir.
Geçerlilik alanı

Elektrik Bağlantı Elemanları, Ray Klemensleri, Sıra Klemensleri, Kablo Pabuçları Tasarımı, Üretimi Ve Satışı

CERTIFICATE

for the management system
according to ISO 9001:2015

The proof of the conforming application with the regulation was furnished and in accordance with certification procedure it is certified for the company

ONKA ELEKTRİK MALZEMELERİ SAN. VE TİC. LTD. ŞTİ.
GEPOSB İçi Cumhuriyet Cad. No:27
Gebze Kocaeli Turkey

Scope

Design, Production and Sales of Electric Connectors, Rail Terminal Connectors, Terminal Strips and Cable Lugs

TÜRK STANDARDLARI ENSTİTÜSÜ
TÜRK STANDARDLARINA UYGUNLUK BELGESİ
TURKISH STANDARDS INSTITUTION
CERTIFICATE OF CONFORMITY TO TURKISH STANDARDS

TÜRK STANDARDLARI ENSTİTÜSÜ
TÜRK STANDARDLARINA UYGUNLUK BELGESİ
TURKISH STANDARDS INSTITUTION
CERTIFICATE OF CONFORMITY TO TURKISH STANDARDS

TÜRK STANDARDLARI ENSTİTÜSÜ
TÜRK STANDARDLARINA UYGUNLUK BELGESİ
TURKISH STANDARDS INSTITUTION
CERTIFICATE OF CONFORMITY TO TURKISH STANDARDS

CERTIFICATE OF COMPLIANCE

CERTIFICATE OF COMPLIANCE

Certificate Number 20130501-E351153
Report Reference E351153-20130430
Issue Date 2013-MAY-01

Issued to: ONKA ELEKTRIK MALZ SAN VE TIC LTD STI
GEBZE PLASTKOLER O.S.B
CUMHURIYET CAD, NO. 27
41400 TURKEY

This is to certify that representative samples of: COMPONENT - TERMINAL BLOCKS
Cat. Nos. OPK-2.5, OPK-4, OPK-C 2.5, OPK-C 4

Have been investigated by UL in accordance with the Standard(s) indicated on this Certificate.

Standard(s) for Safety: UL 1059 & CSA C22.2 No. 158, Terminal Blocks
Additional Information: See the UL Online Certifications Directory at www.ul.com/database for additional information

Only those products bearing the UL Recognized Component Marks for the U.S. and Canada should be considered as being covered by UL's Recognition and Follow-Up Service and meeting the appropriate U.S. and Canadian requirements.

The UL Recognized Component Mark for the U.S. generally consists of the manufacturer's identification and catalog number, model number or other product designation as specified under "Marking" for the particular Recognition as published in the appropriate UL Directory. As a supplementary means of identifying products that have been evaluated to the applicable requirements for Canada, the UL Recognized Component Mark for Canada may be used in conjunction with the required Recognized Mark. The Recognized Component Mark is required when specified in the UL Directory preceding the recognitions or under "Markings" for the individual recognitions. The UL Recognized Component Mark for Canada consists of the UL Recognized Mark for Canada and the manufacturer's identification and catalog number, model number or other product designation as specified under "Marking" for the particular Recognition as published in the appropriate UL Directory.

Recognized components are incomplete in certain constructional features or restricted in performances capability and are intended for use in conditions, environments, or applications as investigated and found acceptable by UL. This limited acceptance of the component is dependent upon its installation and use in complete equipment submitted to UL LLC.

Look for the UL Recognized Component Mark on the product.

Page 1 of 1

VDE Prüf- und Zertifizierungsinstitut

ZEICHENGENEHMIGUNG
MARKS APPROVAL

VDE

VDE Prüf- und Zertifizierungsinstitut

ZEICHENGENEHMIGUNG
MARKS APPROVAL

VDE